




**Thermor** 

# DOMESTIC HOT WATER ELECTRIC ROOM HEATING BATHROOM HEATING

2021-2022



# PROUD TO WEAR GROUPE ATLANTIC COLOURS



GROUPE ATLANTIC meets vital needs through its increasingly eco-efficient solutions for heating, sanitary hot water, air conditioning and air treatment, which are geared to millions of customers in the housing and tertiary markets.

A French company operating on four continents, GROUPE ATLANTIC upholds strong family values: trust, responsibility and long-term commitment.


GROUPE ATLANTIC 2020 key figures: 10 300 employees; 28 industrial sites; €2.2 bn net turnover.

**Thermal comfort is life / Thermal comfort for all**



[groupe-atlantic.com](https://groupe-atlantic.com)





## By your side SINCE 1931

---

The Thermor brand celebrates its 90th anniversary this year.

Since its launch, the leading French brand has driven innovation in air and water heating by offering reliable, long-lasting and energy-efficient high-performance.

Thermor supports industry professionals and delivers increasing comfort and well-being to a great number of households.

The company's long history is a reflection of its know-how, its high-quality products and services, and its customers' unwavering trust.


We are eager to pursue our growth and foster the brand's expertise, authenticity and proximity: a brand that stands out for its friendly approach and attentive relationship with its customers.

For the past 90 years you have trusted us. We thank you and hope we can count on you for the years to come! Being available, responsive and close to our customers is our top priority.

The Thermor team

---






**ROOM  
HEATING**  
P. 12



**BATHROOM  
HEATING**  
P. 42



**DOMESTIC  
HOT WATER**  
P. 66

**ACTIVE HEAT  
CONVECTORS  
& HD HEATING  
PANELS**  
p. 18



**EXTENSIVE HEAT  
PANELS**  
p. 30




**GENTLE HEAT  
RADIATORS**  
p. 34



**COMPACT  
BATHROOM  
HEATERS**  
p. 48



**BATHROOM  
RADIATORS &  
TOWEL DRYERS**  
p. 54



**ELECTRIC WATER  
HEATERS**  
p. 72



**INDIRECT & COMBI  
WATER HEATERS**  
p. 92



**RENEWABLE  
ENERGY  
SOLUTIONS**  
p. 100







# ERP

Renewable energy water heaters

## WHAT IS ERP?

The acronym ErP stands for Energy-related Products. It is linked to the Ecodesign directive of the European Union concerning this type of equipment. The Ecodesign defines minimum efficiency requirements for energy-related products such as :



electric panel heaters




bathroom radiators



water heaters



renewable energy water heaters



heat pumps

## TWO REQUIREMENTS

FOR ENERGY-RELATED PRODUCTS

### Ecodesign directive

Ecodesign defines the acceptable energy efficiency levels, as well as environmental requirements for energy-related products. Therefore, heating and water heating products must comply with all Ecodesign requirements in order to get the CE mark and be sold within the European Union market. Ecodesign also aims to exclude all low-performance energy-using equipment from the market.

### Energy labelling directive

Energy Labelling provides information about the environmental impact of the product. It creates much more transparency for customers and helps them to make the right choice by taking into consideration specific information about the products (energy consumption, noise level, etc).





## WHAT DOES THERMOR OFFER?

Thermor is an expert in heating and water heating, with efficient and eco-friendly solutions. It owns several exclusive patented technologies. It welcomes and actively supports the ErP regulation. Therefore, Thermor water heaters, room and bathroom heaters, heat pumps and solar water heaters are ErP-compliant.

## WHAT ARE THE BENEFITS?

Thermor not only makes ErP-compliant products, but also wants to make sure that its end users and partners have a complete understanding of the Ecodesign directive challenging goals, the role they can play in its implementation and the positive consequences it brings for them.

### Benefits for end users:

- Increased long-term energy efficiency allowing energy and money savings
- Contribution to environmental protection due to reduced greenhouse gas emissions
- Easier product choice due to energy information transparency
- Removal of inefficient and polluting products from the market

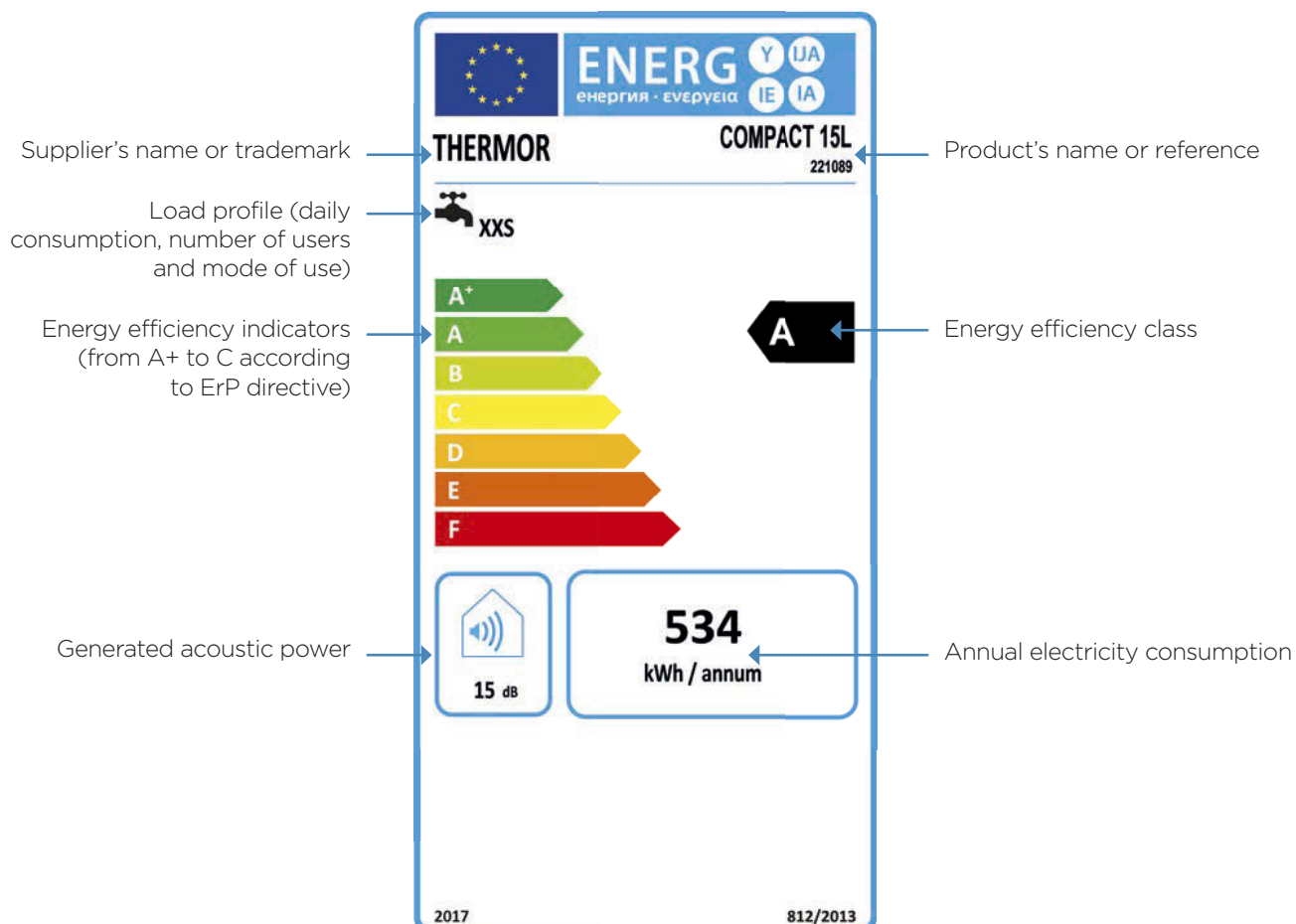


### Benefits for partners:

- Professional expertise reinforced with high-quality and efficient environmentally friendly products
- Fruitful partnership with an innovative company constantly improving the energy efficiency of its products
- Association with a renowned French brand that is continuously expanding worldwide
- Full support and guidance in customer relation management regarding low-energy products

# ErP regulation for electric water heaters and renewable energy water heaters

## HOW TO READ A PRODUCT LABEL



The product's label is provided by the manufacturer. In the European Union, the end user's contact (distributor or installer) is responsible for providing visibility and comprehension of the ErP label content.

## EXAMPLES OF THERMOR'S TOP PRODUCTS FOR ENERGY EFFICIENCY

WATER HEATER  
CERAMICS DIGITAL



B

See page 84

WATER HEATER  
ONIX CONNECT



B

See page 88

WATER HEATER  
STEATITE STEATITE  
PRO COMBI & INDIRECT



B

See page 96

HEAT PUMP  
WATER HEATER  
AEROMAX PREMIUM



A+

See page 106

# ErP regulation for electric panel heaters and bathroom radiators

## WHAT IS THE ERP REGULATION FOR ELECTRIC HEATING PRODUCTS?

Effective since **1 January, 2018** in an aim **to optimise energy savings on CE marked products**, the **ErP** ("Energy-related Products") regulation **applies to all electric heating products**: Convectors, extensive heat panel heaters, radiators and bathroom radiators.

ErP regulation is based on a calculation of energy efficiency (Ns). Appliances must reach a minimum required results depending on their installation: fixed (wall-mounted) or mobile.

The main two criteria for energy efficiency (Ns) calculation are:

- **Regulation performance:** From basic mechanical thermostat to digital weekly programmer.
- **Advanced features presence:** Such as presence/absence detector, remote piloting or open windows detector.

To be ErP-compliant the product must reach an ErP rating (Ns) of:

**In order to provide you with the best quality, safety and savings, all Thermor electric heating products are available in ErP-compliant versions.**

## EXAMPLES OF THERMOR ELECTRIC HEATING PRODUCTS FOR TOP ERP RATING

EVIDENCE 3 PLUS



See page 26

AMADEUS DIGITAL



See page 32

OVATION 3



See page 40

RIVIERA 2



See page 62

# CONNECTIVITY AND REMOTE PILOTING

Connecting your user's home to intelligent & remote piloting



Cozytouch

AVAILABLE ON



As a renowned expert in thermal confort, Thermor puts a considerable effort into innovative solutions development. That's why connectivity is at the center of our vision for years to come.

Thermor has developed the Cozytouch application allowing to connect and control your appliances remotely via a smartphone or a tablet.

**In order to meet all our customer's requirements in terms of connectivity, the Cozytouch application is connected to 2 types of protocols, depending on products:**



## WI-FI CONNECTIVITY (IP)

Wi-Fi connectivity is Thermor latest innovation allowing to easily connect water heaters and room heaters directly to Wi-Fi. Wi-Fi is an internal protocol (IP) allowing a direct connection to your internet box (no Cozytouch bridge is required). Once connected, the device can be controlled remotely via the Cozytouch application.



IO-Homecontrol®



## IO-HOMECONTROL

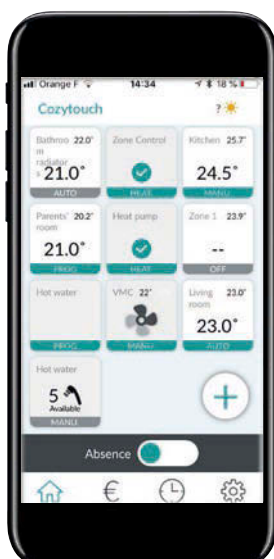
IO-Homecontrol is home automation controlling heating, water heating or ventilation remotely through a smartphone or a tablet via the Cozytouch application. It allows the devices to communicate with each other using IO-Homecontrol protocol.

IO-Homecontrol needs to be connected to Cozytouch bridge (purchased separately).



# COZYTOUCH FEATURES

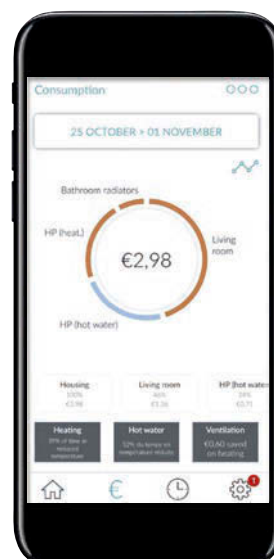
In Cozytouch application you can:



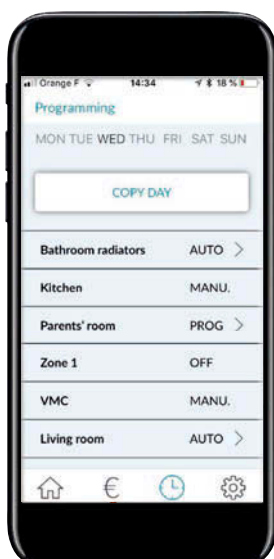
Control all your devices on the same screen



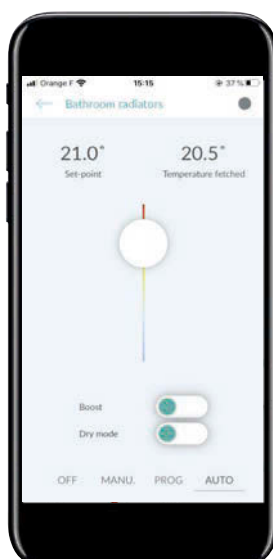
Set up your app to suit your requirements



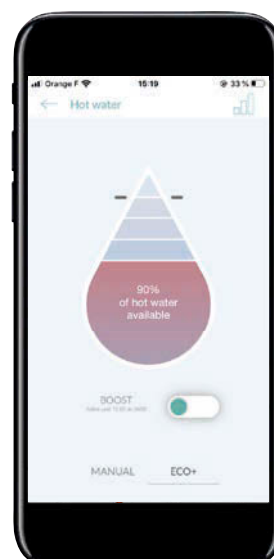
Follow and anticipate your daily energy consumption



Program your devices remotely



Control your ambient temperature remotely



Manage your hot water availability at all times




## ROOM HEATING

## ACTIVE HEAT CONVECTORS & HD HEATING PANELS

p. 18

Evidence Elec/Prog




p. 20

Evidence 3 Meca



p. 22

Evidence 3 Elec




p. 24

Evidence 3 Plus



p. 26

Soprano Sense 2 Wi-Fi

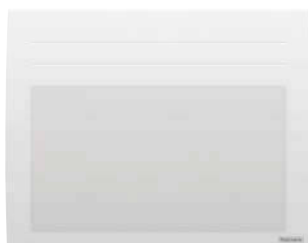


p. 28

## EXTENSIVE HEAT PANELS

p. 30

Amadeus Digital



p. 32

## GENTLE HEAT RADIATORS

p. 34

Balears 2



p. 36

Ingenio 3



p. 38

Ovation 3



p. 40





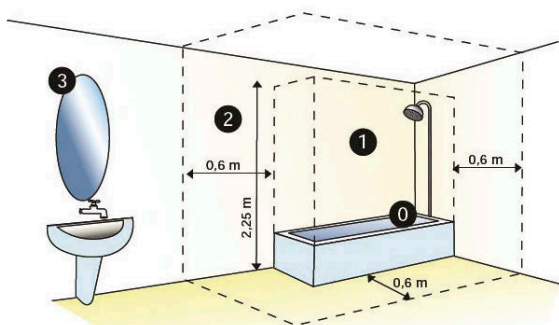
## Key points about **THERMOR APPLIANCES**

“Before moving to an all-electric heating system at home, I could not imagine it would be so practical and efficient. Thanks to smart functions, I can set the heating I want room by room. This provides optimal comfort and major financial savings!”

Pierre, 48, Bordeaux, France

### User protection and appliance safe operating

Panel heater's protection level against splashing water is determined by its IP index which defines the safe installation areas for electric appliances when close to water draining points. Thermor panel heaters have a high IP index up to IP 24 and can be installed in areas 2 or 3 of your bathroom depending on country regulation. Thermor products IP index guarantees safe operation.



“Can we turn up the heat?”

“My feet are cold!”

“It is hot in this room, can we open a window?”

“I can't get my radiator to work properly!”

### YOU WON'T BE COMPLAINING ABOUT UNCOMFORTABLE ROOM TEMPERATURE ANYMORE!

Thermor develops the best solutions in terms of temperature control, smart functions and user-friendliness for your comfort.

### BENEFITING FROM TAILOR-MADE & PRECISELY ADJUSTED TEMPERATURE

Users can set different room temperatures individually to match their precise needs of comfort. Additionally, Thermor room heating appliances are often equipped with smart functions, detecting human presence which leads to energy and money savings.

### EXPERIENCING EASY INSTALLATION & USE

Thermor appliances are easy to install and to use. Most models can be installed either on the wall or on wheels.

When selecting the standing kit and plug model, no installation is required. Just clip the appliance on its wheels, move it from one location to another, and plug it into any power outlet!

Choosing the standard model with a H-shaped vertical support, which can also be used as an installation template, makes it easy to install for any handyman with the appropriate tools (hand drill, screwdrivers...).



# Heating modes

## ELECTRIC CONVECTORS - ACTIVE HEAT



### HOW DOES IT WORK?

Convectors use the principle of natural convection to heat ambient air.

The air heats up in contact with a heating element, becomes lighter and rises up. The heat is diffused throughout the room and the ambient temperature is controlled by thermostat.

The convector's thermostat can be mechanical (reliable easy to use) or electronic ( $\pm 0.1^\circ\text{C}$  precision).

### BENEFITS

- Fast room heating
- Easy to install and use
- Compact
- Standing kit compatibility

## ELECTRIC PANELS - EXTENSIVE HEAT



### HOW DOES IT WORK?

Extensive heat panels provide directional heat giving a pleasant sensation of warmth, similar to that of sunlight. This heating mode generates very little temperature difference between floor and ceiling, making extensive heat panels ideal for living rooms and high ceiling rooms.

Extensive heat panels are equipped with electronic digital thermostat of great accuracy ( $\pm 0.1^\circ\text{C}$ ).

### BENEFITS

- Instant heat
- Wide heating surface
- Easy to install and use
- No dry air

## ELECTRIC RADIATORS - GENTLE HEAT



### HOW DOES IT WORK?

Radiators produce gentle, enveloping heat from the floor to the ceiling. Their continuous, homogenous emission of heat prevents hot-cold sensations. The well-being they provide is comparable to that of central heating. They react rapidly and efficiently to any change in temperature and optimise the energy used.

Radiators feature an electronic digital thermostat of great accuracy ( $\pm 0.1^\circ\text{C}$ ).

### BENEFITS

- Gentle homogeneous heat
- Smart functions
- Maximum energy savings
- Easy to install and use

**IF YOUR APARTMENT OR ROOM HAS A NORMAL INSULATION  
YOU WILL NEED APPROX. 1000 W PER 10 m<sup>2</sup>**

Surface area/m <sup>2</sup>	3	5	7.5	10	12.5	15	17.5	20	25
Power/W	300	500	750	1000	1250	1500	1750	2000	2500



# THERMOR TECHNOLOGIES

## optimising both comfort & ENERGY SAVINGS

### 1. HEATING ELEMENTS

Thermor uses different types of heating elements to offer its clients the widest range of comfort ever.

HEAT  
CONDUCTING  
FLUID

These appliances surround you with continuous gentle heat, similar to central heating, due to their capacity **to store heat and release it gradually without drying the ambient air.**



ALUMINIUM  
HEATING  
ELEMENT

Light, modern and fast reacting, aluminium is the ideal solution for anyone who wants a **quick rise in temperature.**



### 2. HEATING PANEL TECHNOLOGY



**A brand new heating panel shape designed to guarantee a quick rise in temperature, homogeneous heat diffusion and safety.**

HD heating panel is an upscale & modern heating panel based on a premium radiator design. This exclusive Thermor design allows:

**Greater heat exchange** thanks to larger air outlets

+

**Quick rise of room temperature**

+

**Better comfort** with no energy loss thanks to greater homogeneity of the front panel

+

**Safety & compliance** with standards (preventing any overheating point)

#### ANTI-STAINING PROCESS (ASP)

Thermor has developed an efficient process against dust build-up: The Anti-Staining Process (ASP). Thanks to **air flow optimisation and the low temperature appliance front panel**, ASP lets you keep the **appliance and wall clean over time (except cigarette smoke or other smoke sources indoor).**

### 3. ENERGY-SAVING TECHNOLOGIES

Thanks to the latest Thermor research, saving money and energy became very easy. Thermor electric heating solutions are among the best-performing worldwide and help to achieve significant savings on electricity bills while guaranteeing unparalleled comfort.

Smart  
Pilot

**A simple move and the panel heater takes care of everything**

With the Smart Pilot function, the appliances automatically adapt to the user's lifestyle, to easily achieve both optimum comfort and maximum energy savings.

ENERGY  
SAVINGS

**Memorises the user's life rhythm by**

- Identifying & memorising presence periods
- Fine-tuned analysis every week

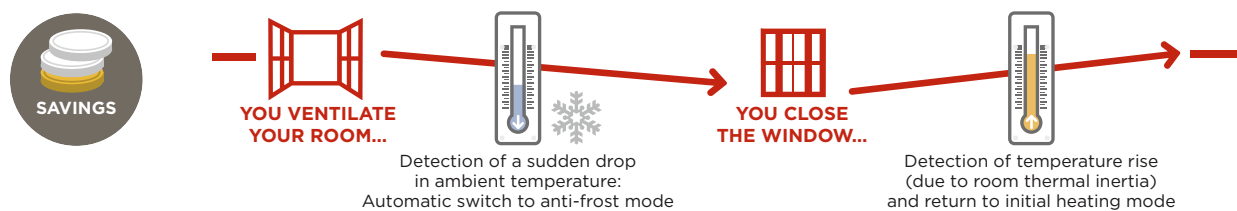
+

**Anticipates heating** according to the user's lifestyle, ensuring that the room is already at the right temperature upon arrival.

+

**Adapts to unforeseen events** with presence and opened window detection, to maintain the user's comfort

## Open/closed window detection



## Ecoboost



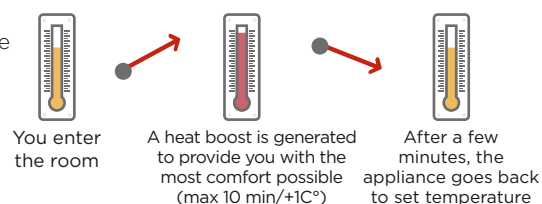
Advanced programming combined with absence/presence sensor for reduced energy consumption and better comfort

### MANUAL MODE

You can **set up** the appliance at the **desired temperature** from **OFF to 30°C**

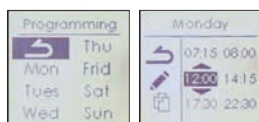


Combined with absence/presence sensor:

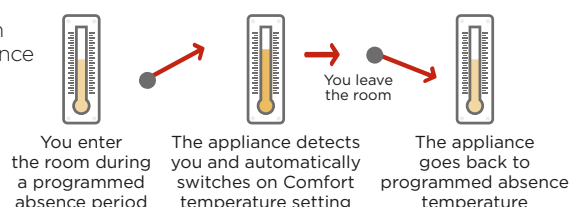


### PROG MODE

You can set up to **3 periods of Comfort temperature** by day (24 h) over 7 days



Combined with absence/presence sensor:

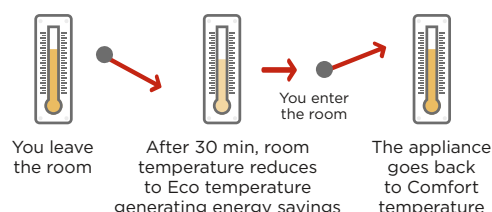


### AUTO MODE (only with absence/presence sensor)

1 You can set up the device at:



2 The device **automatically adapts the heating** depending on **your absence or presence**:



## Easy Prog



User-friendly programming for more energy savings

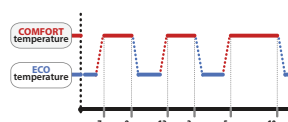
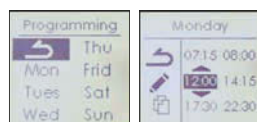
### MANUAL MODE

You can **set up** the appliance at the **desired temperature**:

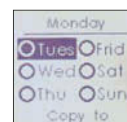


### PROG MODE

You can set up to **3 periods of comfort temperature** by day (24 h) over 7 days



You also have the ability to **copy a daily programme** on other days of the week



## Connectivity and remote control



Cozytouch

With Cozytouch application, you can control your appliances remotely and easily track the electricity consumption of all connected appliances.



\* Compared with a mechanical convector






## ACTIVE HEAT CONVECTORS & HD HEATING PANELS

For those who want to experience quick room heating, Thermor offers reliable active heat convectors and HD heating panels. They provide the widest range in terms of output (from 500 to 2500 W), types of thermostat (electronic or mechanical), functionalities (presence sensor, Easy Prog), shapes and design. These models are equipped with a sheathed heating element and aluminium diffuser.



## CONVECTOR EQUIPMENT



Plug<sup>(1)</sup>



Pilot wire<sup>(1)</sup>




### 2 universal standing kits<sup>(2)</sup>:

- Universal modular feet kit (2 feet)
- Universal premium mobility kit (2 feet + 1 handle)

<sup>(1)</sup> Depending on models - <sup>(2)</sup> Optional, to be purchased separately



## CHOOSING THE RIGHT APPLIANCE



Evidence Elec/Prog

p. 20



Evidence 3 Meca

p. 22




Evidence 3 Elec

p. 24



Evidence 3 Plus

p. 26



Soprano Sense 2 Wi-Fi

p. 28

### ACTIVE HEAT CONVECTORS

### HD HEATING PANELS

	EVIDENCE ELEC/PROG	EVIDENCE 3 MECA	EVIDENCE 3 ELEC	EVIDENCE 3 PLUS	SOPRANO SENSE 2 WI-FI
OUTPUT (W)	500 - 750 - 1000 - 1250 - 1500 - 2000	500 - 1000 - 1500 - 2000 - 2500	500 - 1000 - 1500 - 2000 - 2500	500 - 1000 - 1500 - 2000 - 2500	1000 - 1500 - 2000
Models	Horizontal	Horizontal	Horizontal	Horizontal	Horizontal
Heating technology	Sheathed element + aluminium diffuser	Sheathed element + aluminium diffuser	Sheathed element + aluminium diffuser	Sheathed element + aluminium diffuser	Sheathed element + aluminium diffuser
Controls	LCD digital controls/ control knob + cursor	Control knob	Control knob + cursor	Digital controls	LCD digital controls
Thermostat	Electronic	Mechanical	Electronic	Electronic	Electronic
Ecoboost					●
Connectivity					
Programming	●*			●	●
Presence/ absence detection					●
HD panel					●
Plug	●*	●	●*	●	●
Standing kit compatibility		●*	●*	●*	●*
Pilot wire	●*		●*		
Energy savings	SAVINGS with Evidence Prog		SAVINGS	SAVINGS	SAVINGS
PAGES	p. 20	p. 22	p. 24	p. 26	p. 28



# EVIDENCE ELEC/PROG

French tradition of an active heat convector with user-friendly controls


## CHARACTERISTICS

### Classic French design

**Easy prog:** Maximise your savings thanks to the weekly programming (Evidence Prog)

**Modes:** Manual/Prog (Evidence Prog)

**Engineered to last**



- 1 LCD digital controls\*\*
- 2 Air outlet
- 3 Overheating safety protection
- 4 Sheathed heating element with aluminium diffuser
- 5 Room temperature sensor
- 6 Front panel



### COMFORT

- Easy prog: 24/7, program your device according to your life rhythm for greater comfort & savings\* (Evidence Prog)
- Class II and IP 24 protection with dual electric insulation for ultimate safety
- Sheathed heating element with an aluminium diffuser
- Automatic overheating safety protection



### DESIGN

- Front air outlet wings
- Colour: White (RAL 9016)



### USER-FRIENDLINESS

- Easy to install: H-shaped vertical support

#### Evidence prog:

- Ergonomic LCD digital controls
- Modes: Manual/Prog

#### Evidence elec:

- Mode-setting cursor and control knob
- Modes: Comfort, Eco, Anti-frost, Off



### SAVINGS

- High-precision electronic thermostat
- ErP-compliant

In order to be ErP-compliant/CE, Evidence Elec must be installed with a centralised weekly programming



For more information see p. 17

## ACTIVE HEAT CONVECTOR 500 TO 2000 W




### EVIDENCE ELEC



- 1 Temperature-setting knob
- 2 Mode-setting cursor
- 3 Heating light indicator

### EVIDENCE PROG



- 1 Temperature and active mode display (modes: Manual/Prog)
- 2 Navigation buttons
- 3 Access to menu/validation
- 4 Energy consumption indicator

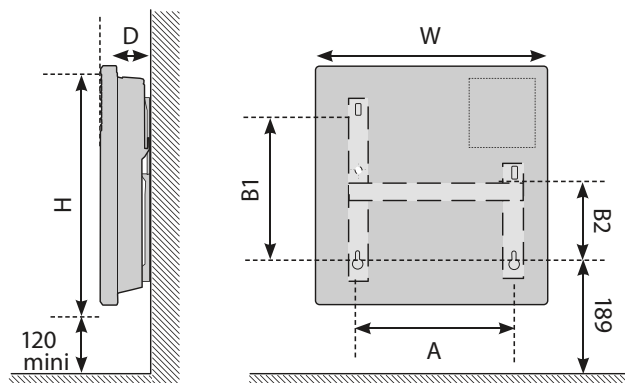


### EASY PROG (EVIDENCE PROG)

**Manual mode:** Allows to set up the device at the desired temperature from Off to 30°C.

**Prog mode:** Allows to set up to 3 periods of Comfort temperature by day (24 h) over 7 days. It's also possible to copy a daily programme on other days of the week.

### INSTALLATION DIMENSIONS (in mm)



\*Compared with a mechanical convector. \*\*Available only for Evidence Prog

### TECHNICAL DATA

Output (W)	Dimensions (mm)						Net weight (kg)
	Width (W)	Height (H)	Depth (D)	A	B1	B2	
500	370	451	102	121	256	158	3.8
750	370	451	102	121	256	158	4
1000	447	451	102	195	256	158	4.2
1250	517	451	102	269	256	158	5
1500	590	451	102	343	256	158	5.5
2000	740	451	102	491	256	158	6.8





# EVIDENCE 3 MECA

Standard of an active heat convector with classic design

## CHARACTERISTICS

**Fast heating**

**Standard and robust** thermostat

**Engineered to last**



### COMFORT

- Efficient heat distribution on the appliance surface for faster heating
- Sheathed heating element with an aluminium diffuser
- Class II and IP 24 protection with dual electric insulation for ultimate safety
- Automatic overheating safety protection



### DESIGN

- High-end modern design
- Stamped front air outlet
- Colour: White (RAL 9016)



### USER-FRIENDLINESS

- Control knob
- Easy to install: H-shaped vertical support
- Models with plug and standing kit\*\*



### SAVINGS

- Enhanced multifrequency thermostat
- ErP-compliant\*



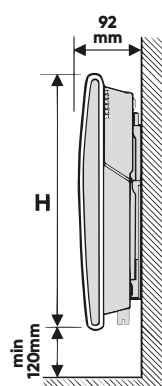
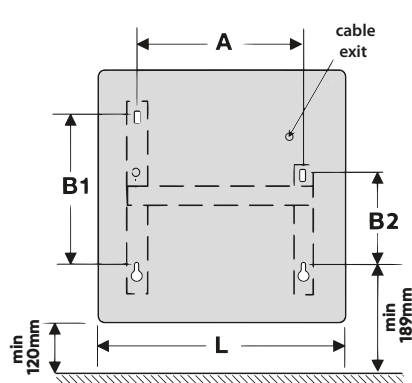
- 1 Control knob
- 2 Air outlet
- 3 Sheathed heating element with aluminium diffuser
- 4 Room temperature sensor
- 5 Front panel
- 6 Overheating safety protection

## ACTIVE HEAT CONVECTOR 500 TO 2500 W



- 1 Temperature control knob
- 2 On/off switch

### INSTALLATION DIMENSIONS (in mm)



### TECHNICAL DATA

Output (W)	Dimensions (mm)						Net weight (kg)
	Width (W)	Height (H)	Depth (D)	A	B1	B2	
500	391	461	114	122	256	158	3,1
1000	465	461	114	196	256	158	3.6
1500	613	461	114	344	256	158	4.5
2000	761	461	114	492	256	158	5.4
2500	909	461	114	640	256	158	6.3

CE | Classe II | IP 24



# EVIDENCE 3 ELEC

Efficiency of a modern convector with high-precision electronic thermostat


## CHARACTERISTICS

### Fast heating

**The easiest and most accurate solution** for room heating thanks to a high-precision electronic thermostat

**Provide energy savings\*** thanks to electronic regulation

**Engineered to last**



- 1 Control knob
- 2 Mode-setting cursor
- 3 Air outlet
- 4 Sheathed heating element with aluminium diffuser
- 5 Room temperature sensor
- 6 Front panel
- 7 Overheating safety device



### COMFORT

- Fast heating thanks to efficient heat distribution on the appliance surface
- Sheathed heating element with an aluminium diffuser
- Class II and IP 24 protection with dual electric insulation for ultimate safety
- Automatic overheating safety device



### DESIGN

- High-end modern design
- Stamped front air outlet
- Colour: White (RAL 9016)



### USER-FRIENDLINESS

- Modes: Comfort, Eco, Anti-frost, Off, Programme
- Mode-setting cursor and control knob
- Easy to install: H-shaped vertical support\*\*
- Models with plug and standing kit\*\*



### SAVINGS

- High-precision electronic thermostat
- ErP-compliant

In order to be ErP-compliant/CE, Evidence 3 Elec (fixed models) must be installed with a centralised weekly controller providing ERP features

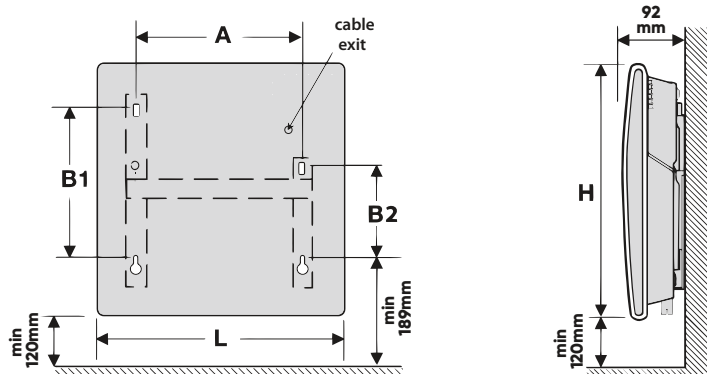


## ACTIVE HEAT CONVECTOR 500 TO 2500 W



- 1 Temperature-setting knob
- 2 Mode-setting slider
- 3 Heating light indicator

### INSTALLATION DIMENSIONS (in mm)



### TECHNICAL DATA

Output (W)	Dimensions (mm)						Net weight (kg)
	Width (W)	Height (H)	Depth (D)	A	B1	B2	
500	391	461	114	122	256	158	3.1
1000	465	461	114	196	256	158	3.5
1500	613	461	114	344	256	158	4.4
2000	761	461	114	492	256	158	5.3
2500	909	461	114	640	256	158	6.2

CE | classe II | IP 24



# EVIDENCE 3 PLUS

Modern design heating panel with easy weekly programming for greater comfort & saving

## CHARACTERISTICS

**Weekly programming with adjustable temperature setting per day & hour and Fast heating**

**Modes:** Comfort /Prog/ Eco

**Provide energy savings\*** thanks to weekly programming and open window detection

**Engineered to last**



**1** Digital control panel

**2** Air outlet

**3** Sheathed heating element with aluminium diffuser

**4** Room temperature sensor

**5** Front panel

**6** Overheating safety protection



### COMFORT

- Quick & Homogenous heating thanks to efficient heat distribution on the appliance surface.
- Half-degree step temperature adjustment.
- Class II and IP 24 protection with dual electric insulation for ultimate safety
- Sheathed heating element with an aluminium diffuser
- Automatic overheating safety protection



### DESIGN

- Upscale & Stylish heating panel based on premium radiator design.
- Horizontal Model
- Colour: White (RAL 9016)



### USER-FRIENDLINESS

- Ergonomic digital display
- Easy to install: H-shaped vertical support
- Mobile with plug and standing kit (optional)



### SAVINGS

- Weekly programming on free daily base
- High-precision electronic thermostat
- Open window detection
- ErP-compliant

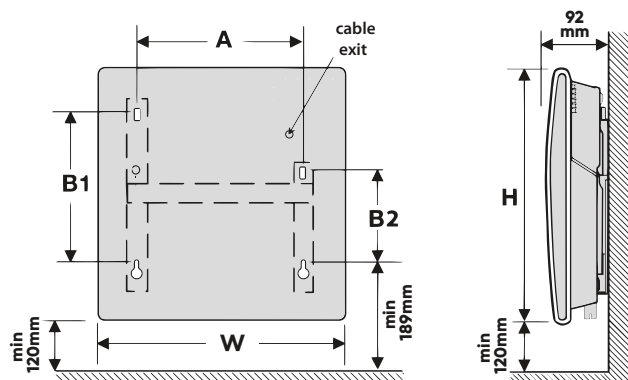
## ACTIVE HEAT CONVECTOR 500 TO 2500 W



### DIGITAL CONTROL PANEL

- 1 Comfort mode
- 2 Eco mode
- 3 Prog mode
- 4 Settings
- 5 Mode Selection
- 6 Increase
- 7 Decrease
- 8 Lock / unlock
- 9 Heating indicator

### INSTALLATION DIMENSIONS (in mm)



### TECHNICAL DATA

Output (W)	Dimensions (mm)						Net weight (kg)
	Width (W)	Height (H)	Depth (D)	A	B1	B2	
500	391	461	114	122	256	158	3,1
1000	465	461	114	196	256	158	3.7
1500	613	461	114	344	256	158	4.6
2000	761	461	114	492	256	158	5.5
2500	909	461	114	640	256	158	6.2

CE | Classe II | IP 24



# SOPRANO SENSE 2 WI-FI

Innovation of a premium HD panel with Ecoboost functions

## CHARACTERISTICS


**Premium HD panel technology**  
for homogeneous & fast heating

**Provide energy savings\*** thanks to Cozytouch application


Remote piloting via **the Cozytouch application**

**Modes:** Manual/Prog/Auto

**Engineered to last**



- 1 Digital control panel
- 2 Air outlet
- 3 Absence/presence sensor
- 4 Sheathed heating element with aluminium diffuser
- 5 Room temperature sensor
- 6 HD front panel
- 7 Overheating safety protection



## COMFORT

- HD heating panel: Efficient and homogeneous heat distribution on the appliance surface for faster heating and more comfort
- Easy prog 24/7 associated with Ecoboost: Program your device according to your life rhythm for greater comfort & savings
- Class II and IP 24 protection with dual electric insulation for ultimate safety
- Sheathed heating element with an aluminium diffuser
- Automatic overheating safety protection



## DESIGN

- Premium HD heating panel
- Front air outlet wings
- Colour: White (RAL 9016)



## USER-FRIENDLINESS

- Modes: Manual/Prog/Auto
- Ergonomic LCD digital controls
- Easy installation: H-shaped vertical support
- Model with plug and standing kit (optional)



## SAVINGS

- Auto/Boost function associated with absence/presence sensor, for reduced energy consumption & more comfort
- High-precision electronic thermostat
- ErP-compliant



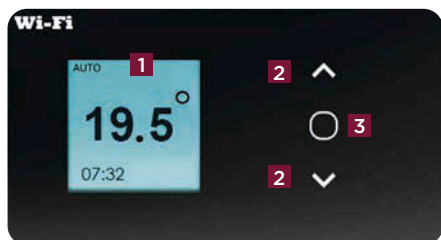
## WI-FI CONNECTIVITY

- Remote piloting via the Cozytouch application (available on Google Play and Apple Store)
- Electricity consumption follow-up
- Comfort and savings management
- Programming modes



For more information see p. 10 and p. 16-17

## HD HEATING PANEL 1000 TO 2000 W



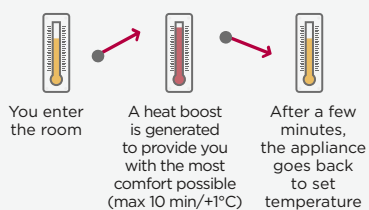
### DIGITAL CONTROL PANEL

- 1** Room & set temperature and active mode display (modes: Manual/Prog/Auto)
- 2** Navigation buttons
- 3** Access to menu/validation



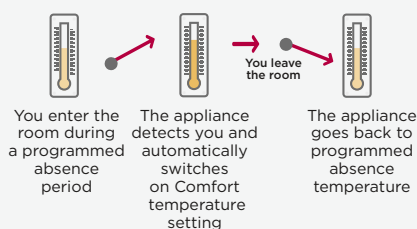
## Ecoboot

### MANUAL MODE



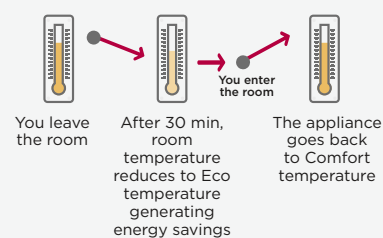
### PROG MODE

With Easy prog, you can set up to 3 periods of Comfort temperature by day (24 h) on 7 days.

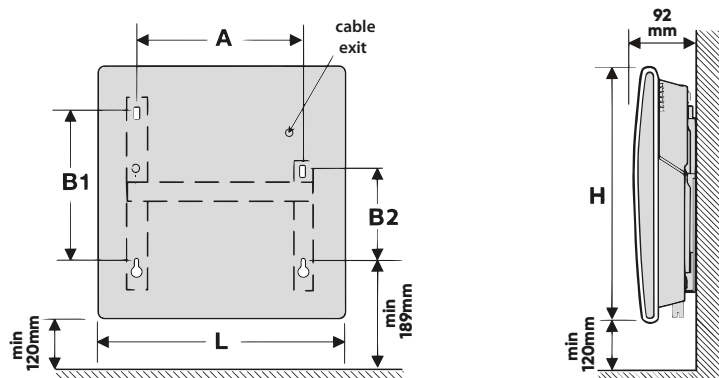


### AUTO MODE

The device automatically adapts the heating depending on your absence or presence:



## INSTALLATION DIMENSIONS (in mm)



## TECHNICAL DATA

Output (W)	Dimensions (mm)						Net weight (kg)
	Width (W)	Height (H)	Depth (D)	A	B1	B2	
1000	539	461	114	270	256	158	4,8
1500	687	461	114	418	256	158	6,1
2000	835	461	114	566	256	158	7,2

CE | Classe II | IP 24

\* Compared with a mechanical convector



## EXTENSIVE HEAT PANELS

If you want to experience an instantaneous feeling of warmth, Thermor offers the advanced range of **extensive heat panels**. These models are equipped with a wide one-sided black painted extruded aluminium heating element. They provide an immediate feeling of warmth.

Such products ideally fit in living rooms and rooms with high ceilings.

ALUMINIUM  
EXTENSIVE  
ELEMENT

Smart  
Pilot

DESIGN

## OUR TECHNOLOGIES FOR YOUR COMFORT

Black painted extruded aluminium heating element diffuses the heat through the appliance front panel providing you with a quick feeling of warmth, similar to sun rays.







## CHOOSING THE RIGHT APPLIANCE



Amadeus Digital

p. 32

	AMADEUS DIGITAL
OUTPUT (W)	300 - 500 - 750 - 1000 - 1250 - 1500 - 2000
Models	 Horizontal, vertical
Heating technology	Aluminium extensive diffuser
Controls	LCD digital controls
Pilot wire	●
Weekly programming	●
ASP (Anti-Staining Process)	●
Energy savings	
PAGES	p. 32



# AMADEUS DIGITAL


Programmable extensive heat panel for homogeneous & instantaneous heat spread

## CHARACTERISTICS


Extensive heat panel providing **homogeneous heat spread**

Slim space-saving design

**Provide energy savings\*** thanks to weekly programming



- 1 LCD digital controls
- 2 Perforated frontal air outlet
- 3 Extruded aluminium heating element
- 4 Room temperature sensor
- 5 Overheating safety protection



### COMFORT

- Instantaneous feeling of warmth & homogeneous heat spread
- Extensive heat panel with black painted extruded aluminium heating element and with wide heating surface
- Ultimate safety due to Class II, IP 24 protection and dual electric insulation
- Automatic overheating safety protection



### DESIGN

- Slim space-saving design for better integration into your home
- Colour: White (RAL 9016)
- Back plate colour: Anthracite (RAL 7021)



### USER-FRIENDLINESS


- Ergonomic LCD digital controls
- Modes: Manual/Prog
- ASP (Anti-Staining Process) to reduce staining on wall and on equipment
- Easy to install: H-shaped vertical support



### SAVINGS

- High-precision electronic thermostat
- ErP-compliant

## EXTENSIVE HEAT PANEL 300 TO 2000 W

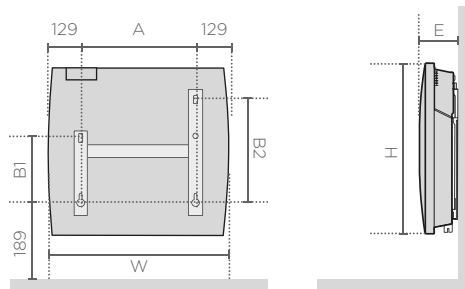


### DIGITAL CONTROL PANEL

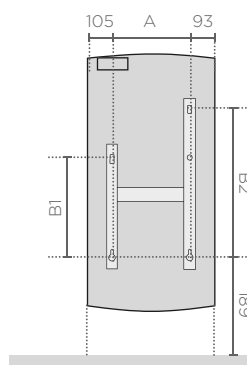
- 1 Temperature and active mode display (modes: Manual/Prog)
- 2 Navigation buttons
- 3 Access to menu/validation
- 4 Energy consumption indicator

### INSTALLATION DIMENSIONS (in mm)

Horizontal



Vertical



### TECHNICAL DATA

Output (W)	Dimensions (mm)				Net weight (kg)
	Dimensions (WxHxD)	A	B1	B2	
Amadeus Digital Horizontal					
300	453x477x130	195	158,5	246	4,48
500	453x477x130	195	156.5	244	4,48
750	453x477x130	269	156.5	244	4,48
1000	527x477x130	269	156.5	244	5.2
1250	675x477x130	417	156.5	244	6,7
1500	749x477x130	491	156.5	244	7,4
2000	971x477x130	713	156.5	244	9,6
Amadeus Digital Vertical					
1000	477x740x117	269	451	539	6,2
1500	477x962x117	269	673	761	7,8
2000	477x1190x117	269	895	983	10



## GENTLE HEAT RADIATORS

For those who look for homogeneous and long-lasting heat, Thermor offers **a premium range of radiators**. These models are equipped either with aluminium heating element or with double heating element (aluminium heating element and heating film), which provide gentle comfortable heating.

Modern French design makes Thermor radiators an elegant part of the interior.

DOUBLE  
HEATING  
ELEMENT

HEAT  
CONDUCTING  
FLUID

DESIGN

## OUR INNOVATIONS FOR YOUR COMFORT




Thermor radiators are equipped with presence/absence and open/closed window detection. It means that the device adapts to the user's particular lifestyle and reacts immediately to their needs, with automatic adjustment of room temperature.







## CHOOSING THE RIGHT APPLIANCE



p. 36











p. 38



p. 40

GENTLE HEAT  
RADIATORS

	BALEARES 2	INGENIO 3	OVATION 3
OUTPUT (W)	300 - 500 - 750 - 1000 - 1250 - 1500 - 2000	500 - 750 - 1000 - 1250 - 1500 - 2000	750 - 1000 - 1250 - 1500 - 2000
Models	 Horizontal	 Horizontal, vertical	 Horizontal, vertical, plinth
Heating technology	Heat-conducting fluid	Double heating element	Double heating element
Controls	LCD digital controls	LCD digital controls	LCD digital controls
Connectivity		 Casytouch	 Casytouch
Smart pilot		•*	•
Weekly programming	•	•	•
Consumption indicator	•	•	•
Open/closed window detection		•*	•
Presence/absence detection		•*	•
Pilot wire	•	•	•
Energy savings			
PAGES	p. 36	p. 38	p. 40

\*Depending on models



# BALEARES 2

Modernity of a thermofluid radiator for comfort similar to central heating

## CHARACTERISTICS

**Provide energy savings\*** thanks to integrated programming

**Easy to install:** H-shaped vertical support, which can also be used as an installation template

**Soft homogeneous heat**



### COMFORT

- Thermofluid technology providing long-lasting heat and no dry air
- Soft homogeneous and gentle heat
- Class II and IP 24 protection with dual electric insulation for ultimate safety
- Automatic overheating safety protection



### DESIGN

- Colour: White (RAL 9016)
- Elegant classic design




### USER-FRIENDLINESS

- Ergonomic LCD digital controls showing temperature and energy consumption
- Modes: Manual/Prog
- ASP (Anti-Staining Process) to reduce staining on wall and on equipment
- Easy to install: H-shaped vertical support



### SAVINGS

- High-quality electronic thermostat
- 6-command pilot wire: Comfort, Comfort -1°C, Comfort -2°C, Eco, Anti-frost, Off
- ErP-compliant



1 Heat-conducting fluid

2 LCD digital controls

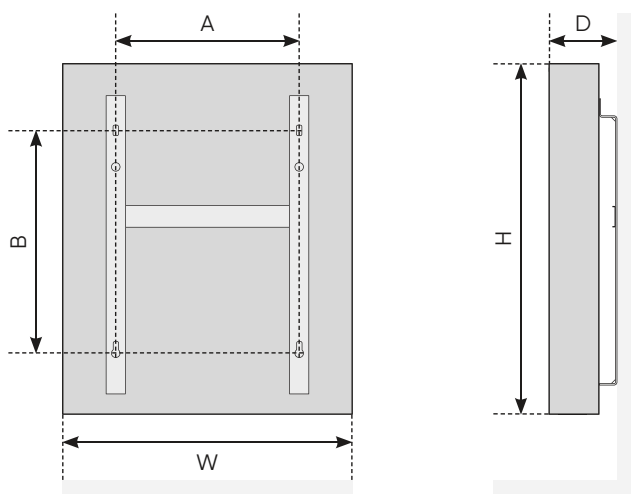
## GENTLE HEAT RADIATOR 300 TO 2000 W



### DIGITAL CONTROL PANEL

- 1 Digital screen showing temperature and energy consumption
- 2 Navigation buttons
- 3 Access to menu/validation

### INSTALLATION DIMENSIONS (in mm)



### TECHNICAL DATA

Output (W)	Dimensions (mm)					Net weight (kg)
	Width (W)	Height (H)	Depth (D)	A	B	
300	410	575	127	161	354	8.25
500	410	575	127	161	354	8.25
750	490	575	127	242	354	9.9
1000	490	575	127	242	354	9.9
1250	651	575	127	400	354	13.2
1500	732	575	127	400	354	14.8
2000	973	575	127	725	354	19.7

# INGENIO 3

Intelligence of a programmable radiator with possibility of remote piloting

## CHARACTERISTICS

**Double heating element:** Aluminium heating element + heating front film

Connected and equipped with Smart Pilot

**As compact as a convector,** the smallest possible overall size

**Provide energy savings\*** thanks to integrated programming and absence/presence sensor

**Compatible with Cozytouch:** Remote piloting through a smartphone or a tablet

**Horizontal and vertical models** to fit all interiors



### COMFORT

- Homogeneous & gentle heat diffusion
- Double heating element: Aluminium heating element with heating front film
- Integrated programming adjusting to the user's life rhythm
- Remote piloting through a smartphone or a tablet thanks to Cozytouch compatibility



### DESIGN

- Compact & elegant design to match all interiors
- Available in horizontal and vertical versions
- Colour: Textured matt white (RAL 9016)



### USER-FRIENDLINESS

- Ergonomic LCD digital controls showing the temperature and energy consumption
- Modes: Manual/Prog/Auto
- ASP (Anti-Staining Process) to reduce staining on wall and equipment
- Easy to install: H-shaped vertical support



### SAVINGS

- 6-command pilot wire: Comfort, Comfort -1°C, Comfort -2°C, Eco, Anti-frost, Off
- Smart Pilot functions memorising user's life rhythm & comfort requirements to drive optimal energy savings
- Open/closed window detection function switching to Anti-frost mode as soon as a window opens
- Energy consumption indicator for responsible & informed use of the appliance
- ErP-compliant



1 Heating front film

2 Sheathed heating element with aluminium diffusor

3 Movement and light sensors

4 LCD digital controls





For more information see p. 10 and p. 16


## GENTLE HEAT RADIATOR 500 TO 2000 W

DOUBLE  
HEATING  
ELEMENT



PRESENCE/  
ABSENCE  
DETECTION

OPEN/CLOSED  
WINDOW  
DETECTION



### DIGITAL CONTROL PANEL

- 1 Temperature and active mode display:  
- modes: Manual/Prog/Auto
- 2 Navigation buttons
- 3 Access to menu/validation
- 4 Energy consumption indicator

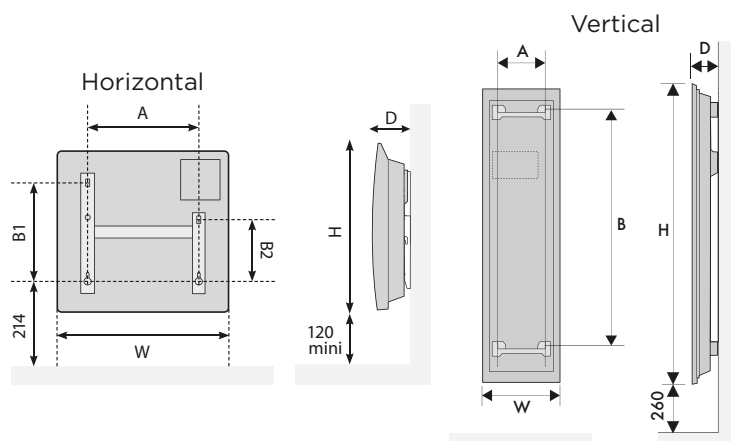


### SMART PILOT


A simple click and the radiator  
takes care of everything



### INSTALLATION DIMENSIONS (in mm)



### AVAILABLE MODELS



Output (W)	Dimensions (mm)							Net weight (kg)
	Width (W)	Height (H)	Depth (D)	A	B	B1	B2	
Ingenio IO Horizontal								
500	379	478	129	121	-	159	246	5.3
750	379	478	129	121	-	159	246	5.3
1000	453	478	129	195	-	159	246	6.2
1250	527	478	129	269	-	159	246	7.2
1500	601	478	138	343	-	159	246	8.3
2000	749	478	138	491	-	159	246	9
Ingenio IO Vertical								
1500	460	1392	145	264	626	-	-	17.5
2000	460	1540	145	264	774	-	-	19



# OVATION 3

Elegance of a slim-line design radiator with smart energy-saving functions

## CHARACTERISTICS

**Provide energy savings\*** thanks to Smart Pilot function

**Automatic regulation** of the room temperature thanks to integrated programming, open/closed window detection and absence/presence sensor\*\*

**New slim design:** Depth 11 cm only

**Compatible with Cozytouch:** Remote piloting through a smartphone or a tablet

**Exists in 2 colours:** White and anthracite



- 1 Digital controls
- 2 Aluminium heating element
- 3 Aluminium front panel
- 4 Heating film over the appliance's whole surface
- 5 Overheating safety device
- 6 Room temperature sensor



### COMFORT

- Homogeneous and gentle heat diffusion
- Double heating element: Aluminium heating element with wide heating front film
- Remote piloting through a smartphone or a tablet thanks to Cozytouch compatibility



### DESIGN

- Elegant slim-line design
- Available in horizontal, vertical and plinth versions
- Colours: Anthracite (RAL 7016) and white (RAL 9016)



### USER-FRIENDLINESS

- LCD digital controls showing temperature and energy consumption
- ASP (Anti-Staining Process) to reduce staining on wall and on equipment
- Easy to install: H-shaped vertical support
- Editable integrated programming



### SAVINGS

- Provide energy savings\* through finest digital controls, programming and absence/presence sensor\*\*
- Smart Pilot function\*\* memorising user's life rhythm & comfort requirements to drive optimal energy savings
- Open/closed window detection function\*\* switching to Anti-frost mode as soon as a window opens
- 6-command pilot wire: Comfort, Comfort - 1°C, Comfort - 2°C, Eco, Anti-frost, Off
- Energy consumption indicator for responsible & informed use of the equipment
- ErP-compliant



For more information see p. 10 and p. 16

## GENTLE HEAT RADIATOR 750 TO 2000 W

DOUBLE  
HEATING  
ELEMENT



PRESENCE/  
ABSENCE  
DETECTION

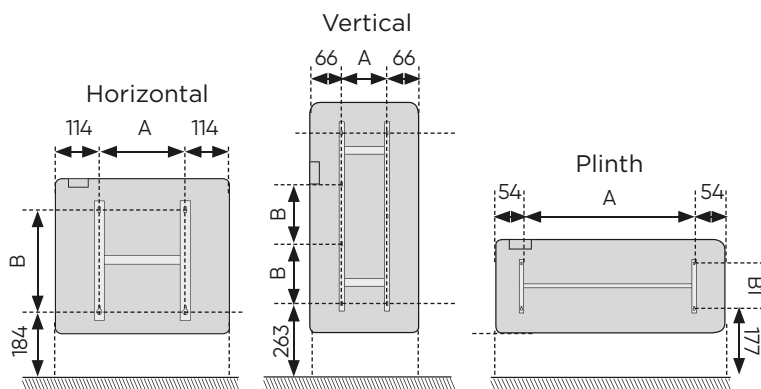
OPEN/CLOSED  
WINDOW  
DETECTION



### DIGITAL CONTROL PANEL

- 1 Energy consumption indicator
- 2 Menu button to access various functions
- 3 On/off switch
- 4 Menu navigation, temperature & active mode-setting buttons

### INSTALLATION DIMENSIONS (in mm)



### AVAILABLE MODELS



### TECHNICAL DATA

Output (W)	Dimensions (mm)					Net weight (kg)
	Width (W)	Height (H)	Depth (D)	A	B	
Ovation 3 Horizontal						
750	613	615	110	383	341	10.8
1000	761	615	110	531	341	13
1250	909	615	110	679	341	15.4
1500	1058	615	110	827	341	18
2000	1205	615	110	975	341	20.4
Ovation 3 Vertical						
1000	470	1124	149	264	679	18
1500	470	1346	149	264	846	20
2000	470	1568	149	264	1123	23
Ovation 3 Plinth						
750	890	300	110	755	172	8
1000	1038	300	110	903	172	9
1500	1550	300	110	1369	172	14

## BATHROOM HEATING





**COMPACT  
BATHROOM  
HEATERS**  
p. 48



Illico 3

p. 50



Majorque

p. 52

**BATHROOM  
RADIATORS &  
TOWEL DRYERS**  
p. 54



Corsaire

p. 56



Riva 4

p. 58



Allure Digital

p. 60



Riviera 2

p. 62



Symphonik

p. 64

NEW



## Key points about **THERMOR BATHROOM HEATING**

In the last few years, the bathroom area has been experiencing significant changes. From a purely functional room, dedicated to hygiene, it has gradually changed into a genuine living area characterized by the need for well-being, intimacy, comfort, user-friendliness, style and elegance.

**Thermor offers bathroom heating solutions, depending on user's interior specifications and needs:**

**Bathroom radiators** can heat towels, dry towels and heat a bathroom at the same time. Additionally, they offer advanced heating functions such as weekly programming, open window detection, heating anticipation, etc.

**Compact bathroom heaters** are designed for confined spaces.

**With Thermor bathroom radiators you can benefit from:**

### **COMFORT AT ALL TIMES**

- Fast heating of the bathroom before showering or bathing
- Warm towels before use
- Dry towels after use
- Additional heating boost for devices equipped with turbo fan

### **PERFECT INTEGRATION INTO YOUR HOME**

- Wide choice of appliances with unique design, various shapes and valuable materials
- 9 colours available to perfectly match your tastes and interior design
- Large variety of sizes, suitable for even the most confined spaces
- Wide output range to fit all types of areas

### **FULL COMPLIANCE WITH DAILY NEEDS AND LIFE RHYTHM**

- Programmable devices to better manage energy consumption.
- Practical accessories to make life easier, such as repositionable towel holders and towel rails.
- Quick room heating (about 15 minutes) when equipped with turbo fan
- Devices with lateral openings for more convenience

### **EASY INSTALLATION AND MAINTENANCE**

- Installation template at the back of the packaging
- Easy to install for any handyman with the appropriate tools
- Once installed, they are almost maintenance-free
- ASP technology ensures a quick cleaning of the device

# Bathroom heating accessories\*

## FOR CORSAIRE, RIVA 4



### ROUND TOWEL HOLDER (X2)



White



Chrome



### HOOK TOWEL HOLDER (X1)



White



Chrome




Slate  
grey



Copper  
brown



Eucalyptus  
green



### TOWEL RAIL (X1)



White



Chrome



### DRYING TOWEL RAIL (X1)



White



Chrome

## FOR ALLURE DIGITAL AND RIVIERA 2



### TOWEL RAIL (X1)



White



Chrome



Slate  
grey



Taupe



Carbon  
black



### HOOK TOWEL HOLDER (X1)



White



Matte  
white



Taupe



Copper  
brown



Eucalyptus  
green



Slate  
grey



Granite  
grey



Stone  
grey



Carbon  
black

## FOR CORSAIRE, RIVA 4, ALLURE DIGITAL AND RIVIERA 2



### MIRROR (X1)



Chrome

\*Optional, to be purchased separately



## Thermor technologies for **BATHROOM COMFORT**



### Heating technologies

**With Thermor you can benefit from a wide range of bathroom radiators:**

- **Electric** bathroom radiator (dry or fluid)
- **Water-filled** bathroom radiator for central heating (boiler or heat pump)
- **Mixed** bathroom radiators working with central heating in winter and with an electric back-up in summer

**Electric bathroom radiators** are not linked to the central heating and work independently. These appliances are perfectly silent and do not need any drainage maintenance (no risk of leaks). Electric bathroom radiators can either be **dry or filled with heat-conducting fluid**.

HEAT  
CONDUCTING  
FLUID

Thermor bathroom radiators equipped with fluid technology contain an **anti-frost heat-conducting fluid heated by a resistor**. The rise in temperature enables regular circulation of the fluid that provides a **constant and gentle heat**, similar to central heating systems.





### 3CS TECHNOLOGY



With a unique technology called the Triple Comfort System (3CS), Thermor bathroom radiators ensure an **ideal comfort temperature**, unlike traditional towel dryers.

You no longer need to choose between drying your towels and heating your bathroom. For the same power output, **Thermor** bathroom radiator **provides more heat than a conventional towel dryer**. Even covered with towels, it will heat the whole bathroom perfectly. A powerful fan will give the room the right temperature in few minutes.

Thanks to the **Shower mode**, the bathroom radiator takes care of everything:

- **Fast heating** of the bathroom with the fan
- **Warming towels** while showering
- **Drying towels** after use

With 3CS technology you can enjoy, without compromise, **perfect comfort** and **significant energy savings**.

### DESIGN



With a wide **range of models, colours\* and shapes**, Thermor offers the perfect alliance between design and technology for your bathroom radiator.

To match entirely your tastes and interior design, **Thermor** has developed **a large variety of models with a nice range of modern colours** to choose from:

Models with **narrow and slim design** are available, allowing **easier integration** in narrow spaces. Thermor has also developed a rotating model (with left or right collector). Bathroom radiators with **curved, straight, round or flat tube** shapes are proposed to **beautifully match your bathroom decor and lines**.

With Thermor's wide range of models, colours and shapes, you will be able to select the **bathroom radiator** that **perfectly matches your needs, requirements and tastes**.

\*On special order only



## COMPACT BATHROOM HEATERS

Thermor offers a range of compact, simple and efficient solutions adapted to confined spaces.

ALUMINIUM  
HEATING  
ELEMENT

DESIGN

## FEATURES

For the user's comfort, compact bathroom heaters are equipped with towel holders and/or with a mirror.



## CHOOSING THE RIGHT APPLIANCE









Illico 3

p. 50



Majorque

p. 52

	ILLICO 3	MAJORQUE
OUTPUT (W)	1800	1400
Models	 Standard  With rails  With mirror and rails	 Standard
Heating technology	Fan	Sheathed element + aluminium diffuser + fan
Controls	LCD digital controls	LCD digital controls
ASP (Anti-Staining Process)	●	●
Turbo fan	●	●
Programming	●	●
Energy savings	 SAVINGS	 SAVINGS
PAGES	p. 50	p. 52



# ILICO 3

Compact bathroom heater with fan and integrated programming

## CHARACTERISTICS

Compact **bathroom heater** with **digital controls**

Models with **rails and mirror**

Equipped with **digital screen and integrated programming**

**Open/closed window detection**

### Models available



Slate grey  
with rails and mirror



Slate grey  
with rails



White without rails



### COMFORT

- Compact bathroom heater: An easy solution for bathroom heating
- Fan with aluminium diffuser for fast heating
- Boost mode (15 min)



### DESIGN

- 3 models available: With 2 rails & mirror, with only 2 rails and without rails
- Colours: White (RAL 9016) & slate grey (RAL 7016)
- Premium and compact design to better fit into your home
- 2 towel rails for quick towel drying



### USER-FRIENDLINESS

- Ergonomic LCD digital controls
- 4 modes: Comfort, Anti-frost, Eco, Open window
- Easy to install



### SAVINGS

- Guaranteed energy savings\* thanks to integrated programming and absence/presence detection
- Open/closed window detection function switching to Anti-frost mode as soon as a window opens
- Electronic thermostat
- ErP-compliant

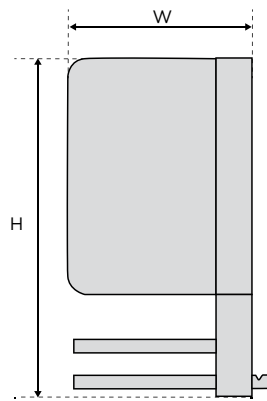


## COMPACT BATHROOM HEATER 1800 W

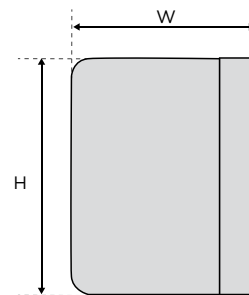


- 1 Absence/presence detection
- 2 Active mode
- 3 Boost mode
- 4 Validation button
- 5 Navigation buttons

### INSTALLATION DIMENSIONS (in mm)



With rails



Without rails

### TECHNICAL DATA

Output (W)	Dimensions (mm)			Net weight (kg)
	Width (W)	Height (H)	Depth (D)	
White without rails				
1800	318	403	112	3
Slate grey with rails				
1800	345	579	112	3.7
Slate grey with rails & mirror				
1800	345	579	112	4.5

\* Compared with a mechanical convector



# MAJORQUE

Convenience of a compact bathroom heater adapted to confined spaces

## CHARACTERISTICS

Bathroom heater **adapted to confined spaces**

**Modern design** with digital screen

**Guaranteed energy savings\*** thanks to integrated programming

**Turbo fan** for fast heating



### COMFORT

- Aluminium heating panel with diffuser and large heating surface
- Boost mode (setting up to 60 min)/ Drying mode (setting up to 120 min)
- Control locking device



### DESIGN

- Modern and elegant design
- Colours: White (RAL 9016) and slate grey (RAL 7016)
- Lateral opening towel rails



### USER-FRIENDLINESS

- LCD digital controls
- ASP (Anti-Staining Process) to reduce staining on wall and on equipment
- Easy to install



### SAVINGS

- Built-in programming
- Electronic thermostat
- ErP-compliant



- 1 LCD digital controls
- 2 Heating element
- 3 Fan

COMPACT BATHROOM HEATER  
1400 W



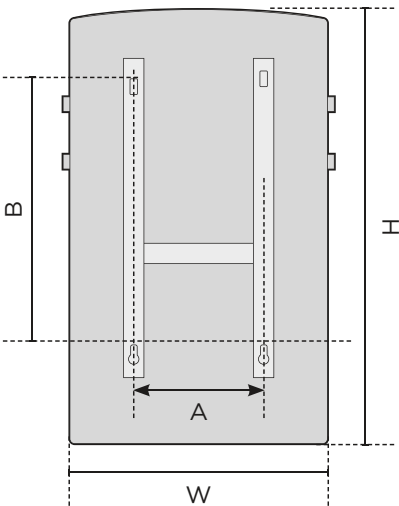
DIGITAL CONTROL PANEL

- 1 Menu button to access various functions
- 2 Boost mode or Drying mode activation
- 3 On/off
- 4 Temperature-setting buttons

AVAILABLE COLOURS



INSTALLATION DIMENSIONS (in mm)



TECHNICAL DATA

Output (W)	Dimensions (mm)					Net weight (kg)
	Width (W)	Height (H)	Depth (D)	A	B	
Majorque						
600 + 800	340	705	110	117	383.5	9

CE IP 24

\* Compared with a mechanical convector



## BATHROOM RADIATORS & TOWEL DRYERS

**3-in-1 appliances for total comfort in the bathroom, fitted with 3CS technology\* to:**

- ⌚ Heat the bathroom
- ⌚ Get warm and comfortable towels
- ⌚ Quickly dry wet towels

\* Only for bathroom radiators





## CHOOSING THE RIGHT APPLIANCE



p. 56




p. 58



p. 60



p. 62



p. 64

### TOWEL DRYERS

### BATHROOM RADIATORS

	CORSAIRE	RIVA 4	ALLURE DIGITAL	RIVIERA 2	SYMPHONIK
OUTPUT (W)	300 - 500 - 750 - 1000	300 - 500 - 750 - 1000 - 1300 - 1500 - 1750 - 2000	1750 - 2000	500 - 750 - 1000 - 1500 - 1750 - 2000	1750
Models	Standard/Narrow	Standard/Narrow	Narrow	Standard/Narrow	Standard
Versions	Electric/Water-filled	Electric/Mixed	Mixed	Electric/Water-filled	Electric
Colours					
Controls	Control knob	LCD digital controls	Remote controls	LCD digital controls	LCD digital controls
Connectivity				Cozytouch	Cozytouch
3CS		•	•	•	•
Turbo fan		•	•	•	•
Programming		•	•	•	•
Energy savings					
PAGES	p. 56	p. 58	p. 60	p. 62	p. 64

# CORSAIRE

Simplicity of a towel dryer adapted to confined spaces

## CHARACTERISTICS

**Available versions:** Electric/water-filled, standard curved/narrow

**User-friendly** controls

**Programming function** available



### COMFORT

- Towel dryer with large rails for quick drying of towels and clothes
- Available models: Narrow and standard
- Heat-conducting fluid



### DESIGN

- Colour: White (RAL 9016)
- Elegant slim design adapted to narrow spaces



### USER-FRIENDLINESS

- Mode & temperature-setting control knobs



### SAVINGS

- Plug
- Electronic thermostat



- 1** Towel rails
- 2** Vertical collectors
- 3** Heat-conducting fluid
- 4** Heating element
- 5** Control panel

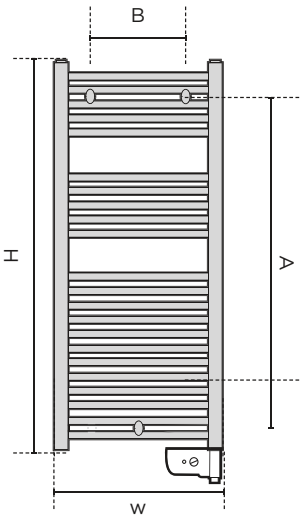
TOWEL DRYER  
300 TO 1000 W



CONTROL PANEL

- 1 Mode-setting control knob
- 2 Booster light and locking info
- 3 Heating light indicator
- 4 Temperature control knob

INSTALLATION DIMENSIONS (in mm)



TECHNICAL DATA

Output (W)	Dimensions (mm)					Net weight (kg)
	Width (W)	Height (H)	Depth (D)	A	B	
Corsaire Narrow						
300	400	798	100	574	270	7
500	400	1248	100	1025	270	11
Corsaire Standard Curved						
500	480	998	100	779	350	10
750	480	1453	100	1230	350	15
1000	550	1781	100	1599	400	20



# RIVA 4

Convenience of an elegant bathroom radiator with fan and integrated programming

## CHARACTERISTICS

**The essential solution** for both towel drying and room heating, with large rails and fan option

### Available versions:

- 100% electric/mixed (hot water + electric back-up)
- Standard with or without fan
- Narrow with or without fan

From 300 to 1000 W with an **extra 1000 W turbo fan heater** available (fan models)



### COMFORT

- Bathroom radiator fitted with 3CS technology: Solution for towel drying, towel warming and bathroom heating
- Available models: With or without fan
- Electric or mixed (electric + water-filled) versions
- From 300 to 1000 W with an extra 1000 W turbo fan available
- Heat-conducting fluid



### DESIGN

- Available in 4 colours\*\*
- New elegant design with large rails



### USER-FRIENDLINESS

- New ergonomic LCD digital controls
- Boost mode and heat anticipation
- Removable dust filter that can be cleaned without taking the device off the wall



### SAVINGS

- Guaranteed energy savings\* thanks to weekly programming
- 6-setting mode pilot wire: Comfort, Comfort -1°C, Comfort -2°C, Economy, Anti-frost, Stop
- ErP-compliant



- 1 Towel rail tubes
- 2 LCD digital controls
- 3 Heat-conducting fluid
- 4 Heating element
- 5 Turbo fan 1000 W (optional)
- 6 Room temperature sensor
- 7 Removable towel holders
- 8 Vertical collectors

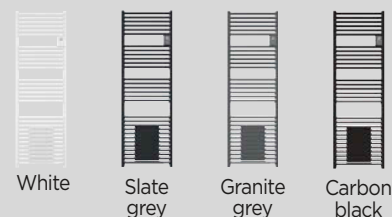




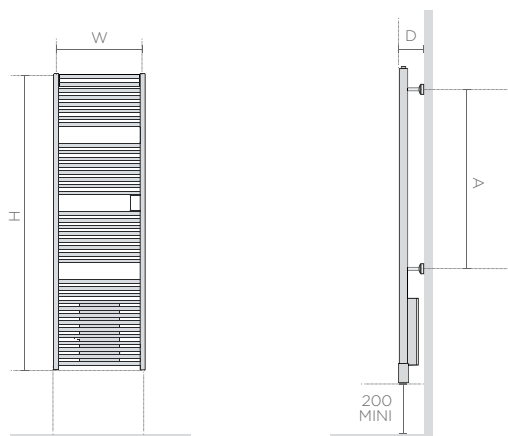
## CONTROL PANEL

- 1 LCD screen showing temperature and active mode
- 2 Navigation buttons
- 3 Back button
- 4 Access to menu/validation
- 5 Boost mode

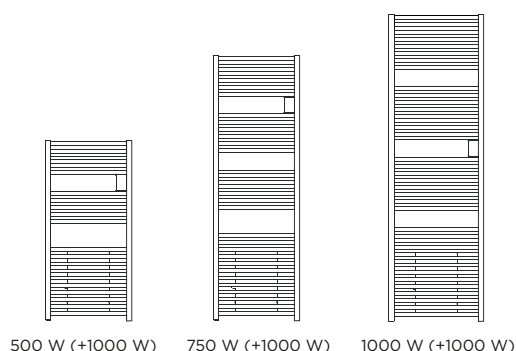
## AVAILABLE COLOURS\*\*



## INSTALLATION DIMENSIONS (in mm)




## Riva 4 models



## TECHNICAL DATA

Output (W)	Dimensions (mm)				Net weight (kg)
	Width (W)	Height (H)	Depth (D)	A	
Riva 4 standard without fan					
500	500	1090	105	533	13,8
750	500	1582	105	984	18,8
1000	550	1828	105	1230	23,8
Riva 4 standard with fan					
500 + 1000	500	1090	120	533	15,8
750 + 1000	500	1582	120	984	20,8
1000 + 1000	550	1828	120	1230	25,8
Riva 4 narrow without fan					
300	400	850	90	286	8,6
500	400	1380	90	656	12,8
Riva 4 narrow with fan					
300 + 1000	400	850	120	286	10,40
500 + 1000	400	1380	120	656	14,60



# ALLURE DIGITAL

Ingenuity of an aesthetic bathroom radiator with wide lateral openings

## CHARACTERISTICS

**User-friendly bathroom radiator**  
with lateral openings

**Available version:** mixed (water-filled),  
with fan

Available in **4 different colours\*\***

Integrated programming adapting to the  
user's life rhythm



- 1 Towel rail tubes
- 2 Vertical collectors
- 3 Heat-conducting fluid
- 4 Electronic thermostat
- 5 Heating element
- 6 Room temperature sensor
- 7 Turbo fan 1000 W



### COMFORT

- Bathroom radiator fitted with 3CS technology: Solution for towel warming, towel drying and bathroom heating
- Large heating area for towels and clothes quick drying
- Mixed product with fan
- Extra 1000 W turbo fan



### DESIGN

- Available in 4 different colours\*\*
- Two repositionable towel holders



### USER-FRIENDLINESS

- Remote controls with shower cycle
- Removable dust filter that can be cleaned without taking the device off the wall



### SAVINGS

- Guaranteed energy savings\* through integrated programming
- Digital thermostat
- 6-setting mode pilot wire: Comfort, Comfort -1°C, Comfort -2°C, Economy, Anti-frost, Stop
- ErP-compliant



## WITH FAN

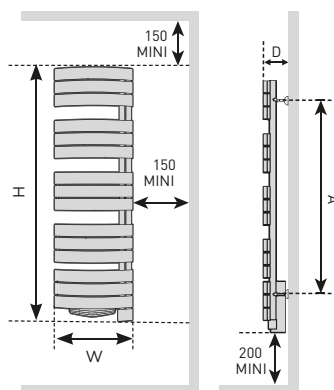


- 1** LCD screen with temperature and settings display
- 2** Shower mode
- 3** User-friendly navigation

## AVAILABLE COLOURS\*\*



## INSTALLATION DIMENSIONS (in mm)



## TECHNICAL DATA

Output (W)	Dimensions (mm)				Net weight (kg)
	Width (W)	Height (H)	Depth (D)	A	
Allure Digital with fan					
750 + 1000	550	1450	150	1114	21,5
1000+1000	550	1750	150	1414	25

# RIVIERA 2

Aesthetics of Thermor's premium design bathroom radiator

## CHARACTERISTICS

Available in **7 different colours\***

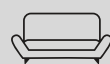
**Energy savings** through integrated programming

**Electric** version available

Integrated programming adapting to the user's life rhythm



- 1 Towel rail tubes
- 2 Heat-conducting fluid
- 3 Heating element
- 4 Turbo fan ( optional )



### COMFORT

- Bathroom radiator fitted with 3CS technology: Solution for towel warming, towel drying and bathroom heating
- Large heating area for towels and clothes quick drying
- Electric version
- Available models: Standard with/without fan, Narrow with / without fan
- Remote piloting through a smartphone or a tablet thanks to Cozytouch application



### DESIGN

- Available in 7 different colours\*
- Integrated holder



### USER-FRIENDLINESS

- Remote control with shower cycle
- New ergonomic LCD digital controls
- Removable dust filter that can be cleaned without taking the device off the wall



### SAVINGS

- Guaranteed energy savings through integrated programming
- Digital thermostat
- 6-setting mode pilot wire: Comfort, Comfort -1°C, Comfort -2°C, Economy, Anti-frost, Stop
- ErP-compliant






For more information see p. 10 and p. 47

## BATHROOM RADIATOR 500 TO 2000 W



### MODELS WITH OR WITHOUT FAN




- 1 LCD screen showing temperature and active mode
- 2 Navigation buttons
- 3 Back button
- 4 Access to menu/validation
- 5 Boost mode button
- 6 Drying mode button

### AVAILABLE COLOURS\*




White




Taupe



Eucalyptus green



Slate grey



Granite grey

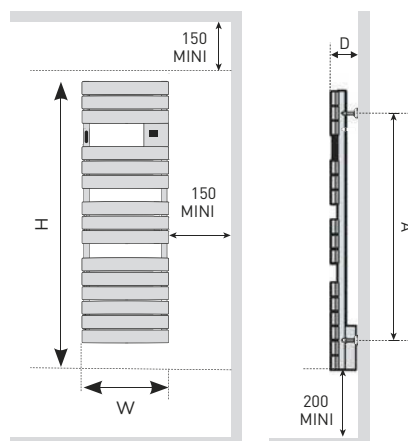


Stone grey



Carbon black

### INSTALLATION DIMENSIONS (in mm)



### TECHNICAL DATA

Output (W)	Dimensions (mm)				Net weight (kg)
	Width (W)	Height (H)	Depth (D)	A	
Riviera 2 Standard without fan					
500	550	1027	90	577	21
750	550	1402	90	727	28
1000	550	1777	90	1102	32,5
Riviera 2 Standard without fan					
500 + 1000	550	1027	105	577	23
750 + 1000	550	1402	105	727	30
1000 + 1000	550	1777	105	1102	34,5
Riviera 2 Narrow without fan					
500	450	1402	90	727	24
750	450	1702	90	1027	29,5
Riviera 2 Narrow without fan					
1000 + 500	450	1402	105	727	26
1000 + 750	450	1702	105	1027	31,5



# SYMPHONIK

Harmony of premium design bathroom radiator equipped with a high-end sound system

## CHARACTERISTICS

Modern bathroom radiator with an **outstanding design and ambient light**

**Sophisticated technology** and HD-sound

**Guaranteed energy savings\*** with Smart control function and presence/light/humidity detection

**Remote piloting** through a smartphone or a tablet thanks to Cozytouch compatibility



With Symphonik, you can listen to your favourite music through your smartphone



### COMFORT

- Large heating area for towels and clothes quick drying
- Homogeneous and gentle heat
- Remote piloting through a smartphone or a tablet thanks to Cozytouch compatibility
- Possibility to listen to music through a smartphone via Bluetooth (HD sound with audio system CABASSE)
- Fitted with 3CS technology: Heating the room, warming the towels before use and drying them after use
- Boost mode (setting up to 60 min)/ Drying mode (setting up to 120 min)
- Equipped with a new silent fan



### DESIGN

- Outstanding design and ambient light behind the radiator
- Colours\*\*: White, slate grey and stone grey
- Collector available in oak or aluminium



### USER-FRIENDLINESS

- Intuitive control panel
- Removable dust filter that can be cleaned without taking the device off the wall
- Left or right collector models



### SAVINGS

- Guaranteed energy savings\*
- Smart control function with memory, learning the user's lifestyle & comfort requirements
- Presence/light/humidity detection
- ErP-compliant



## DIGITAL CONTROL PANEL



- 1** LCD screen with temperature, time and settings display
- 2** Boost mode activation
- 3** Drying mode activation

## AVAILABLE COLOURS\*\*



Stone grey

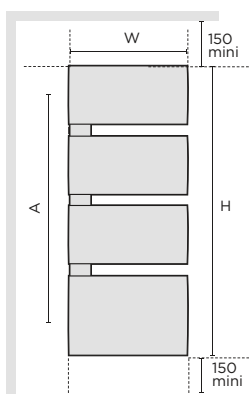
White



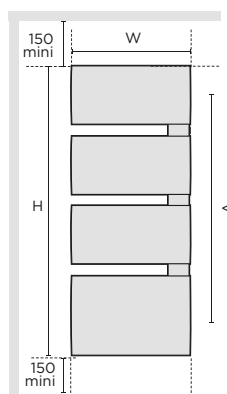
Slate grey

## INSTALLATION DIMENSIONS (in mm)

Left collector model



Right collector model



## TECHNICAL DATA

Output (W)	Dimensions (mm)					Net weight (kg)
	Width (W)	Height (H)	Depth (D)	A	B	
Symphonik						
750 + 1000	550	1 335	132	1 120	150	31

## DOMESTIC HOT WATER





## ELECTRIC WATER HEATERS

p. 68



## INDIRECT & COMBI WATER HEATERS

p. 92



## RENEWABLE ENERGY SOLUTIONS

p. 100





# Key points about THERMOR WATER HEATERS

“ After I installed Steatite Pro in my bathroom, my wife, my two daughters and I could enjoy hot water without shortage! Moreover, thanks to its Steatite technology I don’t have to worry about the type of water we have at home. ”

Gérard, 48, Paris, France

“We ran out of hot water again!”  
 “Please take a quick shower so there’s some hot water left!”

All of us have faced these problems at least once.

Thermor offers reliable solutions for water heating to ensure the user’s daily comfort. We offer a wide range of water heaters with a variety of models and outputs to fit all demands.



## Water quality importance

Depending on environmental conditions and world regions, water quality can differ and deteriorate the appliance, generating corrosion and limescale. Thermor has developed exclusive technologies for each water type, in order to better respond to the customers’ needs.

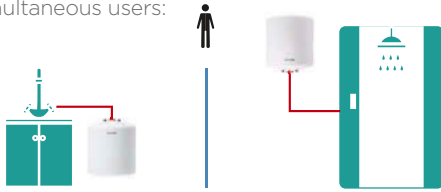
	Magnesium anode	O'Pro TECHNOLOGY	Steatite TECHNOLOGY
 <b>Aggressive water</b> causes a lot of corrosion	★	★★	★★★
 <b>Balanced water</b> causes corrosion and limescale	★★	★★★★	★★★★
 <b>Desalinated water</b> causes a lot of limescale	★	★★	★★★★

## ESTIMATING HOT WATER REQUIREMENTS

FOR A CORRECT EVALUATION OF THE REQUIRED MODEL, WE PROPOSE GUIDELINES BASED ON THE DAILY HOT WATER CONSUMPTION, NUMBER OF DRAINAGE POINTS AND NUMBER OF USERS:

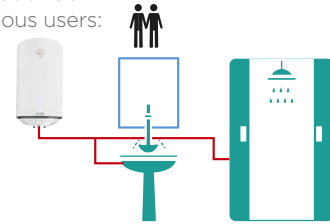
Water heater model: **10-30**

No. of simultaneous users:



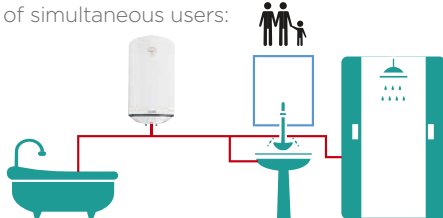
Water heater model: **50**

No. of simultaneous users:



Water heater model: **80-120**

No. of simultaneous users:



Water heater model: **150-300**

No. of simultaneous users:



## THERMOR WATER HEATERS MAIN ADVANTAGES



- Quick supply of hot water: Right temperature at the right moment thanks to high-precision thermostats
- Simplicity of installation and maintenance:
  - Thanks to the installation template at the back of their packaging, Thermor appliances are easy to install for any handyman with the appropriate tools (hand drill, screwdrivers...).
  - Thermor also provides installation kits to fit all interior configurations
  - No need to drain the tank to remove the heating element for Steatite equipped water heaters
- Maximised lifetime of the device with anti-corrosive protection technology and adaptation to different kinds of water
- Energy efficiency thanks to integrated smart functions and CFC-free high-density thermal insulation
- User protection as all Thermor appliances comply with the highest European standards (CE marking & IP Index)

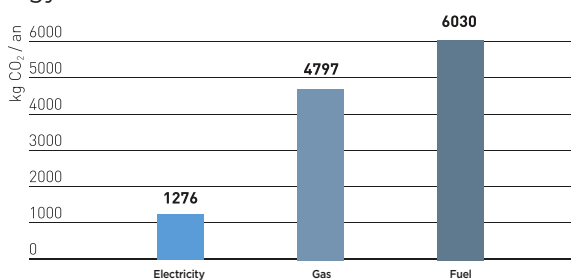
## ENERGY-SAVING SOLUTIONS



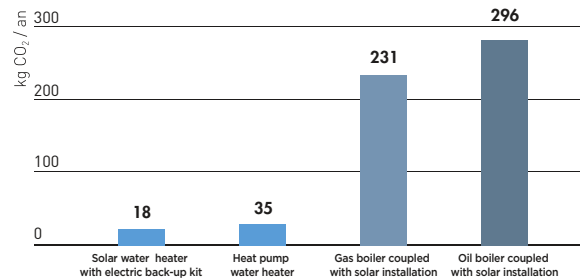
### LESS CO<sub>2</sub> WITH THERMOR SOLUTIONS...AND MORE ENERGY SAVINGS

Thermor develops environmentally friendly solutions for DHW (Domestic Hot Water). **These solutions divide CO<sub>2</sub> emission rate by up to 15** compared to fossil energy solutions.

**Up to 70% energy savings**, while ensuring optimal comfort.

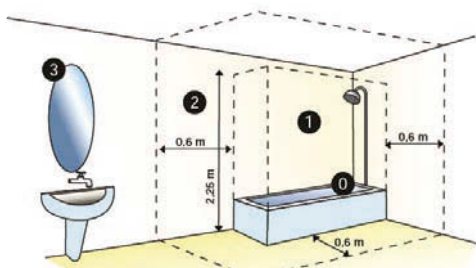


Annual CO<sub>2</sub> emissions for a year's DHW use per household (4 people)\*.



Annual CO<sub>2</sub> emissions for a year's DHW use per household (4 people)\*.

## IP INDEX: PROTECTION AGAINST WATER SPRAY



The water heater's protection level against splashing water is defined by its IP index. This outlines safe areas for installing electric appliances near water drainage points.

Thermor water heaters have a high IP index up to IP 25 and can be installed in areas 1, 2 and/or 3 of the bathroom depending on country regulations. Thermor products IP index guarantees safe operation.

\* Source: RT 2005 calculations

# Thermor technologies: Optimising robustness and energy savings for the user's comfort

## HEATING ELEMENT TYPES



Thermor water heaters can be equipped with two types of heating elements depending on the user's needs and water quality requirements.

- **Ceramic dry heating element: Outstanding unique Steatite technology, adapted to aggressive, highly mineralised or desalinated water**


The Steatite heating element is protected by an enamelled steel sleeve, granting a large heat exchange surface, which reduces limescale deposits and heating noise. In addition to being extremely efficient, the ceramic heating element is particularly well-adapted to aggressive, highly mineralised and desalinated water.

When replacing, the heater doesn't need to be drained for maintenance, a real bonus for professionals and home owners.

- Low charge per cm<sup>2</sup> on the exchange surface = reduced limescale formation
- Large exchange surface = less noise when heating
- Heating element has no direct contact with water
- Power from 350 W to 3000 W

- **Direct immersion heating element: An approved solution**

The sheathed heating element is made from copper or stainless steel. It offers high-level performance thanks to its balanced charge, providing extra longevity. Power from 350 W to 3000 W.



## CONTROLS ACCURACY



Thermor offers 2 types of controls from classic and reliable ones to digital and highly accurate ones, to provide temperature control accuracy and energy savings.

- **Electronic thermostat + digital control panel**

- Sensors driven by PCB multiple diagnostic & functional options
- The most accurate control for energy savings
- Modern and easy-to-use solution

- **Mechanical thermostat (bulb or rod thermostat)**

- Manual temperature control through frontal knob/bottom knob/internal controls
- Reliable solution: Safety through independent security device (bulb thermostat)



## ANTI-CORROSIVE PROTECTION



Thermor uses the highest level of protection against corrosion to maximise the tank's lifetime. Its exclusive technologies ensure protection of both the tank and the heating element, guaranteeing a durable and low running costs.



- **Patented ACI hybrid system: State-of-the-art cathodic protection with titanium anode**

The Anti-Corrosive Integrated system (ACI hybrid) provides maximum protection to the tank. The titanium anode, located at the center of the appliance, is driven by an electronic PCB board that produces a millivoltage electric current sent to the water providing the tank with a lifetime protection. A control light indicates that the ACI hybrid system is operational.



- **Exclusive O'Pro technology: Passive electronic anti-corrosive system (ohmic resistor)**

The ohmic resistor is a passive electronic anti-corrosive device. It balances out the electric potential of the tank and immersion heating element. The magnesium anode life is considerably increased and protection against corrosion is reinforced.



- **Classic magnesium anode**

The sacrificial magnesium anode is located in the center of the enamelled tank and provides excellent protection against corrosion.

## TANK PROTECTION



Thermor not only ensures efficient anti-corrosive tank protection but also focuses on the quality of the tank itself. Thermor guarantees the highest standards for its enamel, welding and insulation, offering a strong and robust tank along with low levels of heat and energy waste.

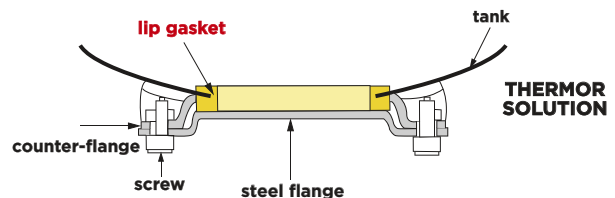
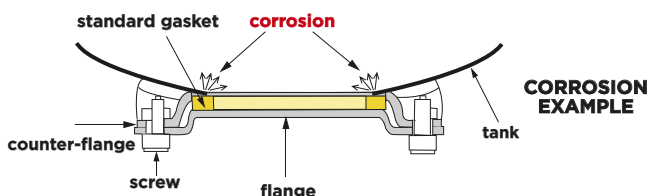
- **Glass-lined tank & welding: The key to long-life and reliability**

Perfect enamelling & welding are the key to a reliable water heater. Thermor uses metal-free welding only (aeronautical industry know-how) and exclusive diamond-quality enamel with a high percentage of zirconium oxide.



- **Reinforced protection against corrosion**

Unprotected steel parts in contact with water are the weakest parts of all water heaters, most leakages originate from there. Thermor uses a unique lip gasket, granting no contact between the steel tank edge and water.



## ENERGY SAVINGS

- **High-density and environmentally friendly insulation**























The polyurethane foam insulation prevents thermal bridges and helps to maintain water at the set temperature for a longer period of time. Thermor foam contains 0% CFC and its high density reduces heat loss.



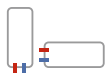

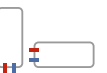




















## CHOOSING THE RIGHT APPLIANCE

Electric water heaters are Thermor's field of expertise. Thermor offers a wide range of solutions in terms of models and outputs to satisfy all installation requirements.



	RISTRETTO		CONCEPT		PREMIUM		STEATITE PRO	
MODEL <sup>(1)</sup>	10 - 15 - 30 - 50	10 - 15 - 30	50 - 80 - 100 - 150 - 200	50 - 80 - 100 - 150 - 200	50 - 80 - 100 - 150 - 200	80 - 100	50 - 80 - 100 - 150 - 200	200 - 300
Installation	 Above sink	 Under sink	 Vertical wall-mounted	 Horizontal wall-mounted	 Vertical wall-mounted	 Horizontal wall-mounted	 Vertical wall-mounted	 Floor-standing
Output (W)	1600 to 2000	2000	1500 to 2200	1500 to 2200	2000 to 2200	1500	1500 to 2400	2400 to 3000
Electric heating element	Copper	Copper	Copper	Copper	Copper	Copper		
Tank protection	 + Magnesium anode	 + Magnesium anode	Magnesium anode	Magnesium anode	 + Magnesium anode	 + Magnesium anode	Magnesium anode	Magnesium anode
Interface	Bottom knob	Top knob	Internal controls	Internal controls	Bottom knob*	External knob	Frontal knob	Internal controls
Connectivity								
Dielectric union	●	●	●	●	●	●	●	●
Pressure relief valve	●	●	●	●	●	●	●	
Thermometer			●	●	●	●	●	
Heating indicator	●	●	●	●	●	●	●	●
ERP energy class								
PAGES	p. 74		p. 76		p. 78		p. 80	



STEATITE PRO SLIM	CERAMICS DIGITAL	ONIX ESSENTIAL	ONIX CONNECT	DURALIS		
30 - 50 - 80	50 - 80 - 100	30 - 50 - 80 - 100	30 - 50 - 80 - 100	50 - 75 - 100 - 150 - 200	100 - 150 - 200	150 - 200 - 250 - 300
 Multiposition installation	 Vertical wall-mounted	 Multiposition installation	 Vertical wall-mounted	 Vertical wall-mounted	 Horizontal wall-mounted	 Floor-standing
1500 to 2100	1800	1000 to 1500	1000 to 2250	1200 to 2400	1800 to 2100	1800 to 3000
						
Magnesium anode	Magnesium anode	Magnesium anode	Magnesium anode	 ACI hybrid	 ACI hybrid	 ACI hybrid
Frontal knob	Digital controls	Digital controls	Digital controls	Internal controls	Internal controls	Internal controls
			 Easytouch			
●	●	●	●	●	●	●
●	●	●	●			
●						
●	●	●	●	●	●	●
						
p. 82	p. 84	p. 86	p. 88	p. 90		



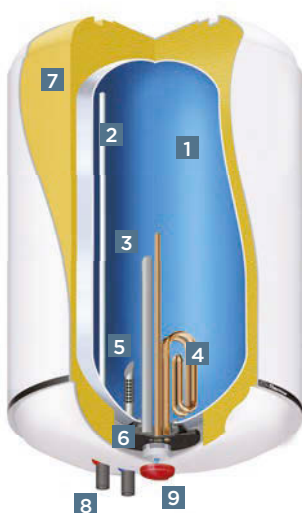
# RISTRETTO

Convenience of a round-shape classic point-of-use water heater with above & under sink configurations

## CHARACTERISTICS

**Compact & user-friendly** water heater to fit in small spaces

**Durable tank** thanks to O'Pro exclusive anti-corrosive system



- 1 Diamond-quality enamel
- 2 Optimised stainless outlet pipe
- 3 Magnesium anode
- 4 Sheathed immersion heating element
- 5 Inlet diffuser
- 6 O'Pro anti-corrosive system
- 7 High-density polyurethane foam 0% CFC
- 8 Dielectric union
- 9 Bottom control knob



### COMFORT

- Control knob on the bottom of the tank (above sink), or on the top of the tank (under sink) for easy and efficient temperature control



### QUALITY - DURABILITY

- Long tank lifetime thanks to O'Pro exclusive anti-corrosive system
- Magnesium anode for strengthened tank protection
- Diamond-quality enamel (glass-lined inner tank)
- Pressure relief valve
- Dielectric union
- Specific lip gasket to avoid corrosion around flange



### USER-FRIENDLINESS

- IP 25 - full compliance with European standards for electrical safety and user protection (Ristretto above sink )
- IP 24 - full compliance with European standards for electrical safety and user protection (Ristretto under sink)
- Plug\*
- Heating light indicator



### SAVINGS

- Mechanical thermostat with integrated security
- High-efficiency water inlet
- CFC-free high-density insulation for more energy savings



## CONTROL KNOB



Above sink



Under sink



## O'PRO TECHNOLOGY

O'Pro exclusive passive electronic anti-corrosive system balances the electric potential of the tank and heating element to increase the magnesium anode lifetime thus increasing the tank's longevity.

## TECHNICAL DATA

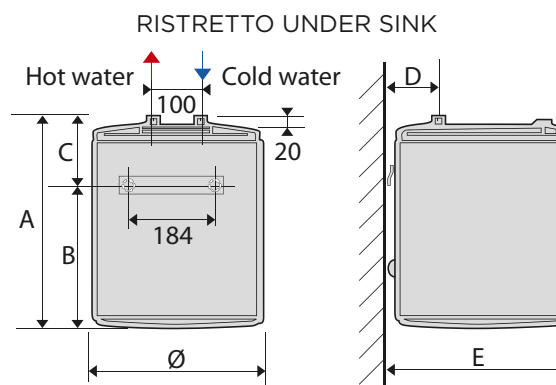
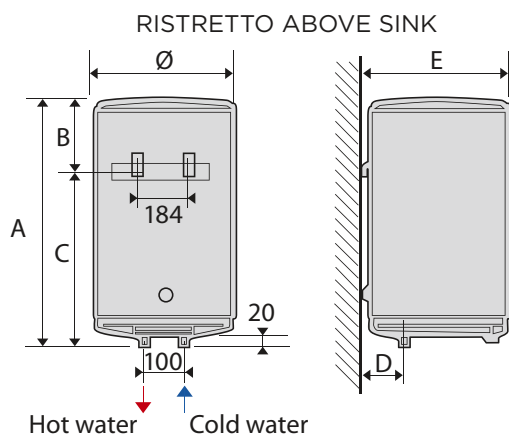
Model	Output (W)	Voltage (V)	Heat-up time at 60°C (Δt=20°C) (in mm)	Heat-up time at 60°C (Δt=50°C) (in mm)	Energy consumption (kWh/24 h at 65°C)
10 above sink	1600	230 / 220-240*	10	24	0.48
15 above sink	1600	230 / 220-240*	14	35	0.58
10 under sink	2000	230 / 220-240*	8	19	0.63
15 under sink	2000	230 / 220-240*	11	28	0.66
30 above sink	2000	230 / 220-240*	23	57	0.76
50 above sink	2000	230 / 220-240*	38	96	1.13

## DIMENSIONS

Model							Flange opening (Ø mm)	Net weight (kg)	ERP Energy class	Profile
	Ø	A	B	C	D	E				
10 above sink	255	456	174	282	65	262	72	6.5	A	XXS
15 above sink	338	400	168	232	83	347	72	7.5	B	XXS
10 under sink	255	456	235	220	65	262	72	6.5	B	XXS
15 under sink	338	400	232	167	83	347	72	7.5	B	XXS
30 above sink	338	617	150	466	83	347	72	11.5	C	S
50 above sink	338	905	162	742	83	347	72	14.5	C	M

CE | ENEC | IP 24 | IP 25

## INSTALLATION DIMENSIONS (in mm)





# CONCEPT

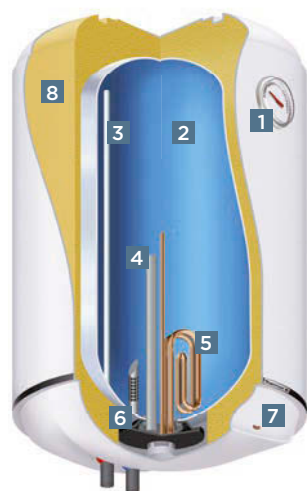
Reliability of a classic range benefiting from all Thermor know-how

## CHARACTERISTICS

### French style design

**Classic & efficient** water heater benefiting from all Thermor know-how

**Magnesium anode** for increased tank protection



- 1 External thermometer
- 2 Diamond-quality enamel
- 3 Optimised stainless outlet pipe
- 4 Magnesium anode
- 5 Sheathed immersion heating element
- 6 Inlet diffuser
- 7 Heating light indicator
- 8 High-density polyurethane foam 0% CFC



### COMFORT

- Flat chromed thermometer\*
- French design



### QUALITY - DURABILITY

- Mechanical thermostat with integrated security
- Magnesium anode for strengthened tank protection
- Diamond-quality enamel (glass-lined inner tank)
- Pressure relief valve
- Dielectric union
- Specific lip gasket to avoid corrosion around flange



### USER-FRIENDLINESS

- IP 24 - full compliance with European standards for electrical safety and user protection
- Plug\*\*
- Heating light indicator



### SAVINGS

- High-efficiency water inlet
- CFC-free high-density insulation for more energy savings

# ELECTRIC WATER HEATER 50 TO 200 VERTICAL WALL-MOUNTED 50 TO 200 HORIZONTAL WALL-MOUNTED



## TECHNICAL DATA

Model	Output (W)	Voltage (V)	Energy consumption (kWh/24h at 65 °C)	Heat-up time at 60°C (Δt=50 °C)
<b>Concept (Vertical wall-mounted)</b>				
50	1500	230 (220/240)	0.95	2h04
80 <sup>(1)</sup>	1500	230 (220/240)	1.40	3h28
100	1500	230 (220/240)	1.32	3h15
150	2200	230 (220/240)	1.83	4h10
200	2200	230 (220/240)	2.08	5h46
<b>Concept (Horizontal wall-mounted)</b>				
50	1500	230 (220/240)	1.15	1h48
80 <sup>(1)</sup>	1500	230 (220/240)	1.46	2h42
100	1500	230 (220/240)	1.93	3h58
150	2200	230 (220/240)	1.60	4h07
200	2200	230 (220/240)	1.93	5h33

## DIMENSIONS

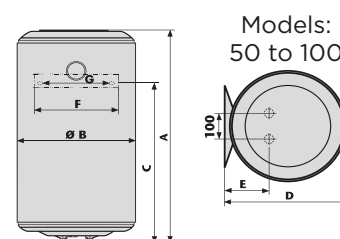
Model	Dimensions (mm)									Flange opening (Ø mm)	Net weight (kg)	ERP Energy class	Profile
	A	B	C	D	E	F	G	H	Z				
Concept (Vertical wall-mounted)													
50	607	433	382	451	158	300	240	-	-	72	15	C	M
80 <sup>(1)</sup>	809	433	592	451	158	300	240	-	-	72	21	C	M
100	1007	433	742	451	158	300	240	-	-	72	24	C	L
150	1240	513	800	530	175	440	-	-	-	72	41	C	M
200	1530	513	800	530	175	440	-	-	-	72	42	C	L
Concept (Horizontal wall-mounted)													
50	610	433	198	451	228	346	-	-	-	72	15	C	M
80 <sup>(1)</sup>	804	433	349	451	228	346	-	-	-	72	21	C	M
100	997	433	497	451	228	346	-	-	-	72	24	C	L
150	-	800	-	-	-	-	-	1180	150	72	39	C	L
200	-	800	-	-	-	-	-	1510	470	72	48	C	L

(1) ErP capacity is 75L

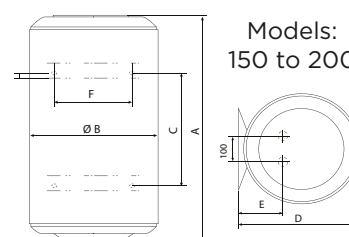
CE | ENEC | IP 24

## INSTALLATION DIMENSIONS (in mm)

### VERTICAL WALL-MOUNTED



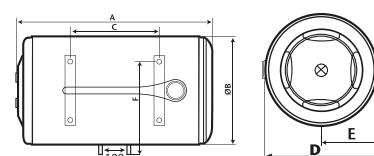
Models:  
50 to 100



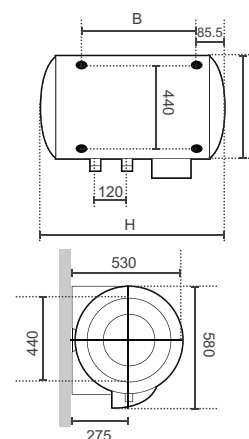
Models:  
150 to 200

### HORIZONTAL WALL-MOUNTED

Models: 50 to 100



Models: 150 to 200



# PREMIUM

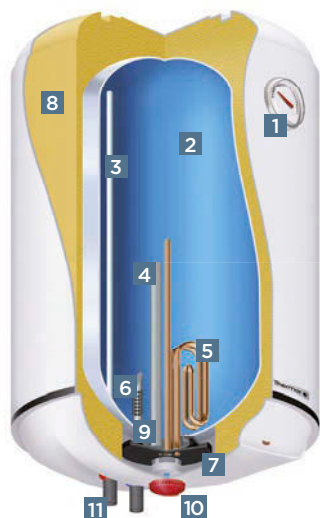
Versatility of a wide range of water heaters with O'Pro protection technology for +50% tank lifetime

## CHARACTERISTICS

**Maximised tank lifetime** with O'Pro exclusive anti-corrosive system

**Wide range** of capacities and models

**Control knob on the bottom** of the tank (for wall-mounted models)



- 1 External thermometer
- 2 Diamond-quality enamel
- 3 Optimised stainless steel outlet pipe
- 4 Magnesium anode
- 5 Sheathed immersion heating element
- 6 Inlet diffuser
- 7 Thermostat
- 8 High-density polyurethane foam 0% CFC
- 9 O'Pro anti-corrosive system
- 10 Bottom control knob
- 11 Dielectric union



### COMFORT

- Control knob on the bottom of the tank (wall-mounted models)
- Flat chromed thermometer



### QUALITY - DURABILITY

- Long tank lifetime thanks to O'Pro exclusive anti-corrosive system
- Mechanical thermostat with integrated security
- Magnesium anode for strengthened tank protection
- Diamond-quality enamel (glass-lined inner tank)
- Pressure relief valve
- Dielectric union
- Specific lip gasket to avoid corrosion around flange



### USER-FRIENDLINESS

- IP 24 - full compliance with European standards for electrical safety and user protection
- Plug\*
- Heating light indicator



### SAVINGS

- High-efficiency water inlet
- CFC-free high-density insulation for more energy savings





## BOTTOM CONTROL KNOB



## O'PRO TECHNOLOGY

O'Pro exclusive anti-corrosive system balances out the electrical potential of the tank and immersion heating element. Thus, the magnesium anode life is considerably increased and protection against corrosion is reinforced.

## TECHNICAL DATA

Model	Output (W)	Voltage (V)	Energy consumption (kWh/24h at 65°C)	Heat-up time at 60°C (Δt=50°C)	Hot water capacity at 40°C
<b>Premium (Vertical wall-mounted)</b>					
50	2000	230 (220/240)	0.95	1h25	-
80 <sup>(1)</sup>	2000	230 (220/240)	1.32	2h24	-
100	2000	230 (220/240)	1.83	3h05	-
150	2200	230 (220/240)	1.61	4h10	-
200	2200	230 (220/240)	1.91	5h46	-
<b>Premium (Horizontal wall-mounted)</b>					
80 <sup>(1)</sup>	1500	230 (220/240)	1.46	2h42	-
100	1500	230 (220/240)	1.93	3h58	-

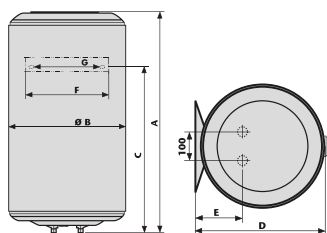
## DIMENSIONS

Model	Dimensions (mm)									Flange opening (Ø mm)	Net weight (kg)	ERP Energy class	Profile
	Ø	A	B	C	D	E	F	G	H				
Premium (Vertical wall-mounted)													
50	-	607	433	382	451	158	300	240	-	72	15	C	M
80 <sup>(1)</sup>	-	809	433	592	451	158	300	240	-	72	20	C	M
100	-	1007	433	742	451	158	300	240	-	72	24	C	L
150	-	1241	505	800	530	169	-	440	-	112	41	C	M
200	-	1570	505	800	540	171	-	440	-	112	50	C	L
Premium (Horizontal wall-mounted)													
80 <sup>(1)</sup>	-	804	433	349	451	228	346	-	-	72	20	C	M
100	-	997	433	497	451	228	346	-	-	72	24	C	L

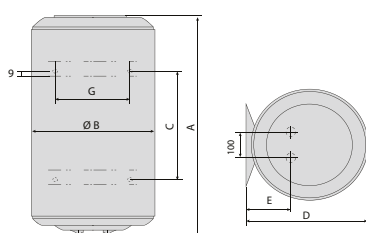
## INSTALLATION DIMENSIONS (in mm)

### VERTICAL WALL-MOUNTED

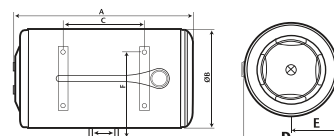
Models: 50 to 100



Models: 150 to 200



### HORIZONTAL WALL-MOUNTED



(1) ErP capacity is 75L

CE | ENEC | IP 24

\* Depending on models

# STEATITE PRO

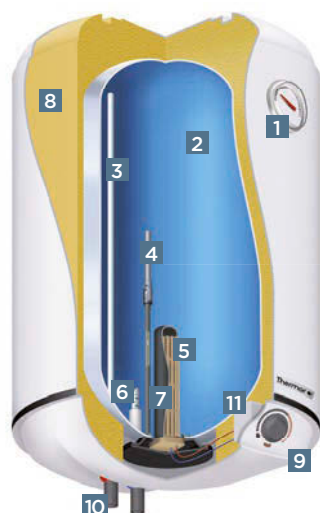
Durability of the Steatite technology with highly accurate controls

## CHARACTERISTICS

### Robustness and easy maintenance:

Steatite heating element adapted to all water types and easily removable without draining the tank

**Accurate controls through** high-precision bulb thermostat



- 1 External thermometer
- 2 Diamond-quality enamel
- 3 Optimised stainless steel outlet pipe
- 4 Magnesium anode
- 5 Steatite dry heating element
- 6 Inlet diffuser
- 7 Enamelled sleeve
- 8 High-density polyurethane foam 0% CFC
- 9 Frontal control knob\*\*
- 10 Dielectric union
- 11 Thermostat



### COMFORT

- Control knob on the front of the tank
- Flat chromed thermometer\*



### QUALITY - DURABILITY

- Steatite technology: Ceramic dry heating element adapted to aggressive, highly mineralised or desalinated water
- Magnesium anode for strengthened tank protection
- Diamond-quality enamel (glass-lined inner tank)
- Pressure relief valve
- Dielectric union
- Specific lip gasket to avoid corrosion around flange



### USER-FRIENDLINESS

- IP 24 - full compliance with European standards for electrical safety and user protection
- Plug\*
- Easy to maintain: Heating element removable without draining the tank
- Heating light indicator



### SAVINGS

- Accurate controls ensured by highly sensitive thermostat
- High-efficiency water inlet
- CFC-free high-density insulation for more energy savings

## FRONTAL CONTROL KNOB



## STEATITE TECHNOLOGY

Thanks to unique Steatite technology, the water heater is well adapted to aggressive, highly mineralised and desalinated water. The ceramic heating element is protected by an enamelled steel sleeve, which grants a large heat exchange surface and reduces limescale deposits.

## TECHNICAL DATA

Model	Output (W)	Voltage (V)	Energy consumption (kWh/24h at 65 °C)	Heat-up time at 60°C (Δt=50 °C)
<b>Steatite Pro (Vertical wall-mounted)</b>				
50	1500	230 (220/240)	0.95	1h59
80	1500	230 (230/240)	1.35	3h19
100	1500	230 (220/240)	1.70	4h24
150	1800	230 (220/240)	1.59	5h16
200	2400	230 (220/240)	1.94	5h20
<b>Steatite Pro (Floor-standing)</b>				
200	2400	(220/240)/400 V-3	1.95	4h45
300	3000	(220/240)/400 V-3	2.5	6h06

## DIMENSIONS

Model	Dimensions (mm)								Flange opening (Ø mm)	Net weight (kg)	ERP Energy class	Profile
	A	B	C	D	E	F	G	H				
Steatite Pro (Vertical wall-mounted)												
50	629	433	395	451	158	300	239	-	72	15	C	M
80	876	433	605	451	158	300	239	-	72	21	C	L
100	1038	433	755	451	158	300	239	-	72	24	C	L
150	1220	505	800	520	440	-	-	-	-	41	C	M
200	1550	505	800	525	440	-	-	-	-	51	C	L
Steatite Pro (Floor-standing)												
200	300	-	600	-	-	-	-	1275	82 (curved)	43	C	M
300	300	-	600	-	-	-	-	1780	82 (curved)	68	C	L

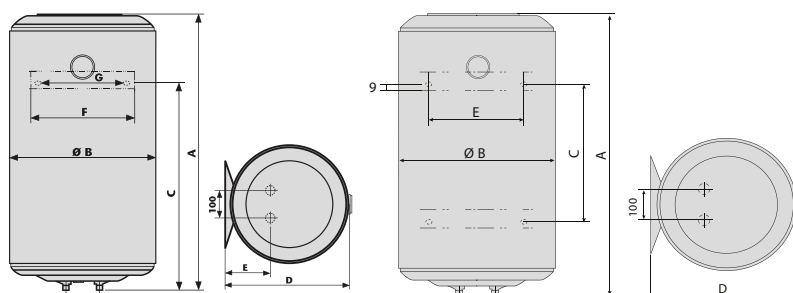
CE | EAC | IP 24

## INSTALLATION DIMENSIONS (in mm)

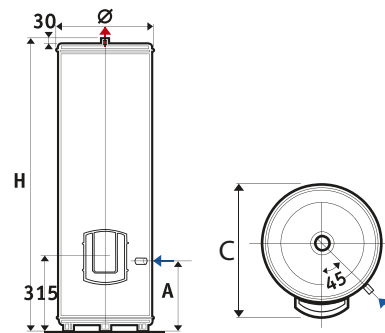
### VERTICAL WALL-MOUNTED

Models: 50 to 100

Models: 150 to 200



### FLOOR-STANDING



\* Depending on models  
\*\* Only for vertical wall-mounted models

# STEATITE PRO SLIM

Adaptability of a slim design & multiposition water heater fitted with aggressive or hard water resistant Steatite technology

## CHARACTERISTICS

**Slim design** with a reduced diameter to fit in confined spaces

**Multiposition** adapting to all interior configurations

**Robust and easy to maintain:** Steatite heating element adapted to all water types and removable without draining the tank

**Accurate controls ensured** by highly sensitive thermostat



- 1 External thermometer
- 2 Diamond-quality enamel
- 3 Optimised stainless steel outlet pipe
- 4 Magnesium anode
- 5 Steatite dry heating element
- 6 Inlet diffuser
- 7 Enamelled sleeve
- 8 High-density polyurethane foam 0% CFC
- 9 Frontal control knob
- 10 Dielectric union
- 11 Thermostat



### COMFORT

- Slim design with a reduced diameter to fit in confined spaces
- Multiposition installation: Can be installed both vertically or horizontally
- Frontal control knob
- Flat chromed thermometer



### QUALITY - DURABILITY

- Steatite technology: Ceramic dry heating element adapted to aggressive, highly mineralised or desalinated water
- Magnesium anode for strengthened tank protection
- Diamond-quality enamel (glass-lined inner tank)
- Pressure relief valve
- Dielectric union
- Specific lip gasket to avoid corrosion around flange



### USER-FRIENDLINESS

- IP 24 - full compliance with European standards for electrical safety and user protection
- Plug\*
- Heating light indicator
- Easy to maintain: Heating element removable without draining the tank



### SAVINGS

- High-precision bulb thermostat with integrated security
- High-efficiency water inlet
- CFC-free high-density insulation for more energy savings



## FRONTAL CONTROL KNOB



## STEATITE TECHNOLOGY

Thanks to unique Steatite technology, the water heater is well adapted to aggressive, highly mineralised and desalinated water. The ceramic heating element is protected by an enameled steel sleeve, which grants a large heat exchange surface and reduces limescale deposits.

## TECHNICAL DATA

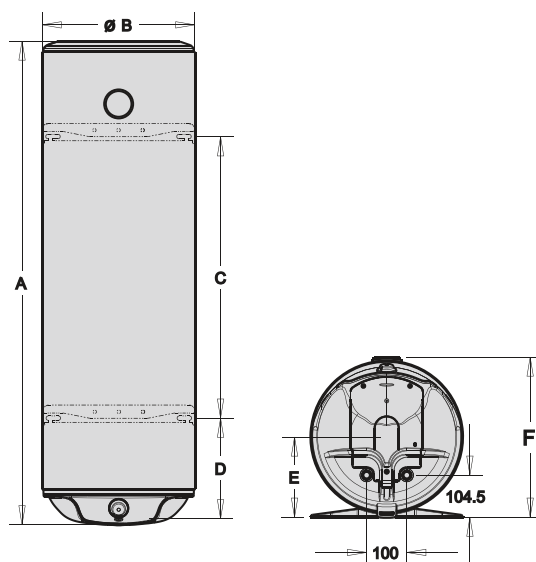
Model	Output (W)	Voltage (V)	Energy consumption (kWh/24h at 65 °C)	Heat-up time at 60°C (Δt=50 °C)
30	1500	230 (220/240)	0.69	1h16
50	2100	230 (230/240)	0.90	1h24
80	2100	230 (220/240)	1.27	2h15

## DIMENSIONS

Model	Dimensions (mm)						Flange opening (Ø mm)	Net weight (kg)	ERP Energy class	Profile
	A	B	C	D	E	F				
30	597	380	235	139	200	399	72	14.5	C	S
50	850	380	435	184	200	399	72	19	C	M
80	1224	380	700	234	200	399	72	25	C	L

CE | ENEC | IP 24

## INSTALLATION DIMENSIONS (in mm)



\* Depending on models



# CERAMICS DIGITAL

Low maintenance, long-lasting water heater with steatite technology

## CHARACTERISTICS

### Robustness and easy maintenance:

Steatite heating element adapted to all water types and easily removable without draining the tank

**Ergonomic digital interface** with heating indicator, operating modes and smart functions

**Greater Comfort with ECO+ mode:** Automatic operation according to consumer's daily habits



- 1 Enamelled tank
- 2 Dry Steatite heating element
- 3 Magnesium anode
- 4 Electronic regulation
- 5 Optimized Inlet diffuser
- 6 Intuitive digital interface
- 7 Optimized stainless steel outlet pipe
- 8 High density PU foam 0% CFC



### COMFORT

- Maximum heating for extra water needs with Boost function
- Easy programming with ergonomic digital interface



### QUALITY - DURABILITY

- Steatite technology: Ceramic dry heating element adapted to aggressive, highly mineralised or desalinated water
- Magnesium anode for strengthened tank protection
- Diamond-quality enamel(glass-lined inner tank)
- Pressure relief valve
- Dielectric union
- Specific lip gasket to avoid corrosion around flange



### USER-FRIENDLINESS

- Intuitive interface with Waterdrop LED Indicator
- Easy grip thanks to a new top and bottom cover design
- Easy to maintain: Heating element removable without draining the tank
- IP 24 - full compliance with European standards for electrical safety and user protection



### SAVINGS

- ECO+ mode: Automatic operation according to consumer's habits thanks to self-learning program
- Absence mode: Allows to create energy savings when away from home
- Accurate electronic thermostat for fine temperature control
- High-efficiency water inlet
- CFC-free high-density insulation for increased energy savings



### DIGITAL CONTROL PANEL

- 1** BOOST : Maximum heating for extra water needs
- 2** Waterdrop LED Indicator: level of hot water ready to use
- 3** Absence mode: anti-frost position (7 °C)
- 4** Manual mode: selection of required hot water quantity
- 5** ECO+ mode keeps track of your daily habits to provide only as much hot water as you need, saving both money and energy

### STEATITE TECHNOLOGY



Thanks to unique Steatite technology, the water heater is well adapted to aggressive, highly mineralised and desalinated water. The ceramic heating element is protected by enamelled steel sleeve, which grants a large heat exchange surface and reduces limescale deposits.

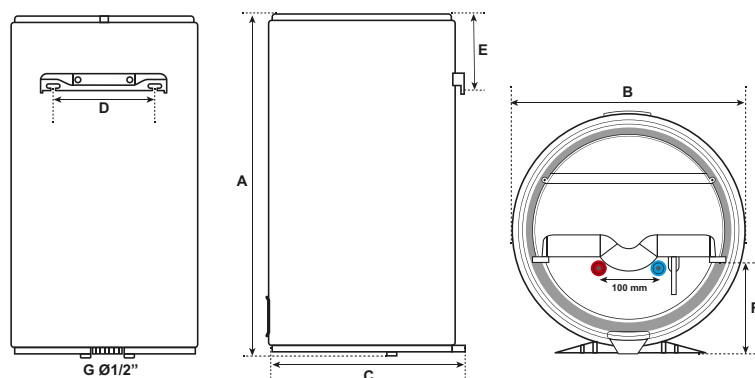
### TECHNICAL DATA

Model	Output (W)	Voltage (V)	Heat-up time from 15°C to 65° C	Net weight (kg)	Profile	ERP Energy class
50	1800	220-240	1h37	20	M	B
80	1800	220-240	2h25	25	M	B
100	1800	220-240	3h14	30	M	B

### DIMENSIONS

Model	Dimensions (mm)							Flange opening (Ø) mm
	A	B	C	D	E	F	G	
50	608,5	445	459	240	210	165,5	1/2"	72
80	805,5	445	459	240	197	165,5	1/2"	72
100	968,5	445	459	240	211	165,5	1/2"	72

### INSTALLATION DIMENSIONS (in mm)



# ONIX ESSENTIAL

Space-saving water heater with flat design and multiposition installation

## CHARACTERISTICS

**Premium flat design** (less than 30 cm depth)

**Multiposition installation: vertical or horizontal**

**Fast heating:** shower ready in less than 50 minutes

**Extra durable** heating element thanks to Double tank Steatite technology



- 1 Diamond quality glass lining
- 2 Optimised stainless steel outlet pipe
- 3 Double magnesium anode for protection against corrosion
- 4 Inlet diffuser
- 5 Electronic Thermostat
- 6 High density PU foam 0% CFC



### COMFORT

- Space-saving solution for easy integration
- Multiposition: can be installed either vertically or horizontally to fit in living rooms, bathrooms and kitchens



### QUALITY - DURABILITY

- Double tank Steatite technology: Double ceramic dry heating element adapted to aggressive, highly mineralised or desalinated water
- Magnesium anode for strengthened tank protection
- Diamond-quality enamel (glass-lined inner tanks)
- Pressure relief valve
- Dielectric union
- Specific lip gasket to avoid corrosion around flange
- IP 24 - full compliance with European standards for electrical safety and user protection



### USER-FRIENDLINESS

- Intuitive user-friendly interface with quick mode-selection knob
- Easy installation with wall-mounting plates and drilling template
- Easy to maintain: Heating element removable without draining the tank



### SAVINGS

- Accurate electronic thermostat for finest temperature control
- High-efficiency water inlet
- CFC-free high-density insulation for more energy savings



# ELECTRIC WATER HEATER 30 TO 100 MULTIPosition INSTALLATION



For more information see p. 70



## INTUITIVE DIGITAL INTERFACE

- 1 Shower-ready indicator : light is on when at least one shower is available
- 2 Quick mode selection : control knob
- 3 Manual mode: Manual selection of hot water quantity
- 4 Anti-frost mode (7 °C)

## STEATITE TECHNOLOGY



Thanks to unique Steatite technology, the water heater is well adapted to aggressive, highly mineralised and desalinated water. The ceramic heating element is protected by enamelled steel sleeve, which grants a large heat exchange surface and reduces limescale deposits.

## TECHNICAL DATA

Model	Power output exit tank (W)	Power output entry tank (W)	Voltage	Total heat-up time $\Delta t=50^{\circ}\text{C}$ ( $15^{\circ}\text{C} \rightarrow 65^{\circ}\text{C}$ )	Heat-up time exit tank
30	1000	1000	220-240	1h32	0h46
50	1500	1000	220-240	2h02	0h49
80	1500	1000	220-240	3h19	1h19
100	1500	1000	220-240	4h04	1h38

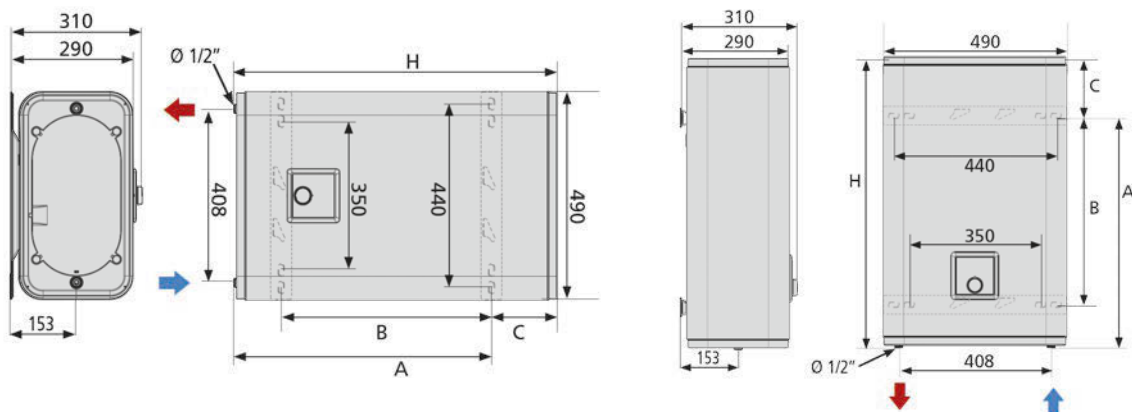
## DIMENSIONS

Model	Dimensions (mm)						Flange opening (Ø) mm	Net weight (kg)	Profile	ERP Energy class
	Height (H)	Width (W)	Depth (D)	A	B	C				
30	594	490	290	452	280	155	72	19.5	S	C
50	765	490	290	610	500	155	72	24.5	M	C
80	1090	490	290	975	700	115	72	32.5	M	C
100	1300	490	290	1185	800	115	72	37.5	L	C

(1) Without wall plate

ERC | IP 24

## INSTALLATION DIMENSIONS (in mm)



# ONIX CONNECT

Perfect integration of a space-saving flat water heater with Wi-Fi connectivity

## CHARACTERISTICS

Flat water heater **available in white or silver versions**


**Remote piloting** via the Cozytouch application

**Multiposition installation** to match all interior requirements

**Robust and easy to maintain** due to dry ceramic heating element



- 1 Diamond-quality enamel
- 2 High-density polyurethane foam 0% CFC
- 3 Magnesium anode
- 4 Double Steatite dry heating element
- 5 Inlet diffuser
- 6 Optimised stainless steel outlet pipe
- 7 Digital interface



### COMFORT

- Space-saving solution due to premium flat design (less than 30 cm depth)
- Multiposition: can be installed either vertically or horizontally to fit in living rooms, bathrooms and kitchens



### QUALITY - DURABILITY

- Double tank Steatite technology: Double ceramic dry heating element, adapted to aggressive, highly mineralised or desalinated water
- Magnesium anode for strengthened tank protection
- Diamond-quality enamel (glass-lined inner tanks)
- Pressure relief valve
- Dielectric union
- Specific lip gasket to avoid corrosion around flange



### USER-FRIENDLINESS

- Intuitive digital interface with hot water level display
- Easy installation with wall-mounting plates and drilling template
- IP 24 - full compliance with European standards for electrical safety and user protection
- Easy to maintain: Heating element removable without draining the tank



### SAVINGS

- Eco+ mode: Automatic operation according to consumer's habits thanks to self-learning program
- Absence mode: Allows to create energy savings when away from home
- Accurate electronic thermostat for finest temperature control
- High-efficiency water inlet
- CFC-free high-density insulation for increased energy savings



### WI-FI CONNECTIVITY

- Remote piloting via the Cozytouch application (available on Google Play and Apple Store)
- Quick mode selection: Manual/Eco+/Boost/Absence mode
- Water & electricity consumption follow-up
- Hot water shortage alert
- Time remaining before next shower is ready

## DIGITAL CONTROL PANEL



- 1** BOOST: Maximum heating for extra water needs
- 2** Waterdrop LED indicator: level of hot water ready to use
- 3** Absence mode: anti-frost position (7 °C)
- 4** Manual mode: selection of required hot water quantity
- 5** ECO+ mode keeps track of your daily habits to provide only as much hot water as you need, saving both money and energy

## STEATITE TECHNOLOGY



Thanks to unique Steatite technology, the water heater is well adapted to aggressive, highly mineralised and desalinated water. The ceramic heating element is protected by enamelled steel sleeve, which grants a large heat exchange surface and reduces limescale deposits.

## TECHNICAL DATA

Model	Maximum power output (W)	Power output entry tank (W)	Voltage	Total heat-up time $\Delta t=50^{\circ}\text{C}$	Heat-up time exit tank	Energy consumption (kWh/24 h at $65^{\circ}\text{C}$ )
30 <sup>(1)</sup>	1000	1000	220-240	1h27	0h44	0.28
50 <sup>(2)</sup>	2250	1000	220-240	1h46	0h33	0.69
80 <sup>(3)</sup>	2250	1000	220-240	2h52	0h53	1.01
100 <sup>(4)</sup>	2250	1000	220-240	3h32	1h05	1.11

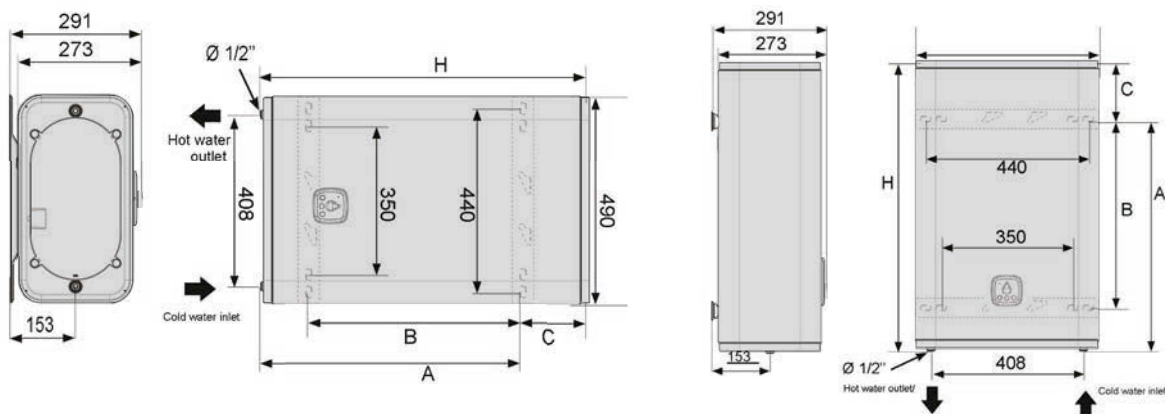
## DIMENSIONS

Model	Dimensions (mm)						Net weight (kg)	ERP Energy class	Profile
	Width (W)	Height (H)	Depth (D)	A	B	C			
30 <sup>(1)</sup>	490	593	290	452	280	141	19,5	B	S
50 <sup>(2)</sup>	490	766	290	609	500	157	24.5	B	M
80 <sup>(3)</sup>	490	1090	290	973	700	117	32.5	B	M
100 <sup>(4)</sup>	490	1301	290	1184	800	117	37.5	B	M

(1) ErP capacity is 25L - (2) ErP capacity is 40L - (3) ErP capacity is 65L - (4) ErP capacity is 80L

CE IP 24

## INSTALLATION DIMENSIONS (in mm)



# DURALIS


Durability of a premium water heater with ACI hybrid dynamic anti-corrosive protection

## CHARACTERISTICS

**Large capacity** water heater for continuous hot water availability

**Energy savings** due to precise electronic controls & reinforced insulation

**ACI hybrid technology:** Maximum protection against corrosion



- 1 High-density polyurethane foam 0% CFC
- 2 Diamond-quality enamel
- 3 ACI hybrid anti-corrosive protection
- 4 Electronic sensor
- 5 Enamelled sleeve
- 6 Steatite dry heating element
- 7 Stainless steel water inlet
- 8 Heating light indicator



### COMFORT

- Continuous hot water availability
- Wide range of capacities



### QUALITY - DURABILITY

- ACI hybrid system for optimum protection of the tank
- Steatite technology: Ceramic dry heating element adapted to highly mineralised, hard or desalinated water
- Diamond-quality enamel (glass-lined inner tank)
- Dielectric union
- Specific lip gasket to avoid corrosion around flange



### USER-FRIENDLINESS

- IP 25 and IP 24 - full compliance with European standards for electrical safety and user protection
- Heating light indicator
- Easy to maintain: Heating element removable without draining the tank



### SAVINGS

- High-precision bulb thermostat with integrated security
- High-efficiency water inlet
- CFC-free high-density insulation for increased energy savings



For more information see p. 71 and p. 70

## TECHNICAL DATA

Model	Output (W)	Energy consumption at 65°C (kWh/24)	Heating time	Hot water capacity at 40°C(V40) (L)
<b>Duralis Narrow (Vertical wall-mounted)</b>				
50	1200	0.82	2h36	-
75	1200	1,08	4h08	142
100	1200	1,28	5h27	177
150	1800	1,65	5h14	277
200	2200	1.94	5h44	374
<b>Duralis (Horizontal wall-mounted)</b>				
100	1800	1,31	3h07	170
150	1800	1,60	4h39	245
200	2100	2,27	5h13	330
<b>Duralis (Floor-standing)</b>				
150	1800	1.64	4h29	265
200	2400	1.95	4h34	375
250	3000	2,2	5h09	440
300	3000	2,49	6h19	526
<b>Duralis Compact Vertical wall-mounted</b>				
100	1200	1,15	5h18	184
150	1800	1,43	5h18	277
200	2400	1,88	5h08	368

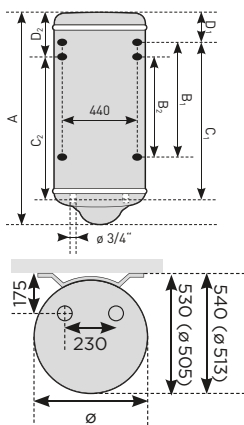
## DIMENSIONS

Model	Dimensions (mm)											Net weight (kg)	ERP Energy class	Profile
	Ø	A	B	B1	B2	C	C1	C2	D	D1	D2			
Duralis (Vertical wall-mounted)														
50	505	575	-	-	-	-	370	-	-	155	-	22	C	M
75	513	705	-	-	-	-	570	-	-	135	-	27	C	M
100	513	835	-	-	-	-	750	565	-	85	265	27	C	L
150	513	1155	-	800	500	-	1050	750	-	105	405	35	C	M
200	513	1475	-	800	700	-	1050	950	-	425	525	45	C	L
Duralis (Horizontal wall-mounted)														
100	505	835	600	-	-	490	-	-	120	-	85	32	C	L
150	505	1155	800	-	-	490	-	-	120	-	105	41	C	L
200	505	1475	1050	-	-	490	-	-	120	-	105	50	C	L
Duralis (Floor-standing)														
150	575	1015	270	-	-	160	-	-	30	-	-	40	C	M
200	575	1275	270	-	-	160	-	-	30	-	-	51	C	M
250	575	1500	270	-	-	160	-	-	30	-	-	63	C	L
300	575	1780	270	-	-	160	-	-	30	-	-	73	C	-
Duralis Compact Vertical wall-mounted														
100	570	770	-	-	-	-	570	-	-	160	-	32	C	-
150	570	1020	-	500	-	-	750	-	-	230	-	41	C	-
200	570	1275	-	800	700	-	1050	950	-	185	285	51	C	-

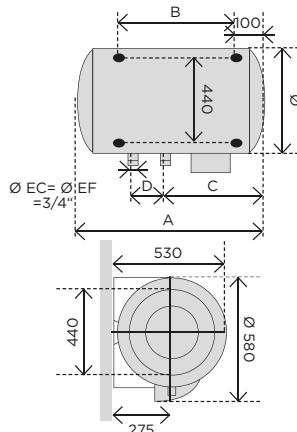
IP 24 | IP 25

## INSTALLATION DIMENSIONS (in mm)

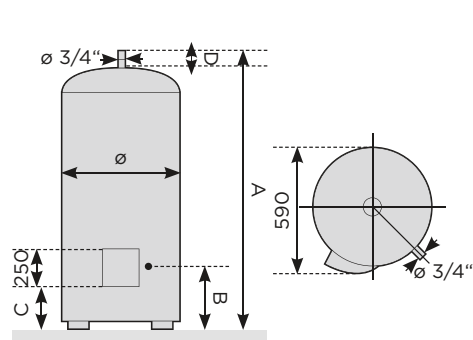
### VERTICAL WALL-MOUNTED



### HORIZONTAL WALL-MOUNTED



### FLOOR-STANDING

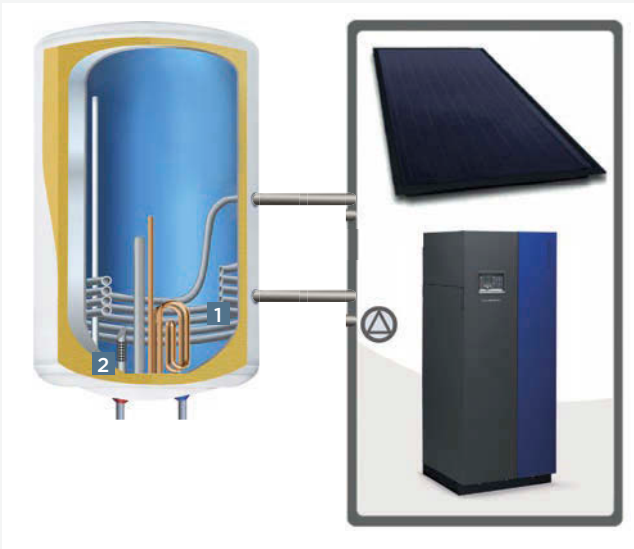


# Indirect & Combi water heaters

For installations with an existing energy source (central heating/solar installation) Thermor offers different solutions to match all consumers' requirements. Thermor Combi water heaters are equipped with either an optimised coil or tank-in-tank exchanger.

## INDIRECT & COMBI WATER HEATERS COIL HEAT EXCHANGER

### WORKING PRINCIPLES:

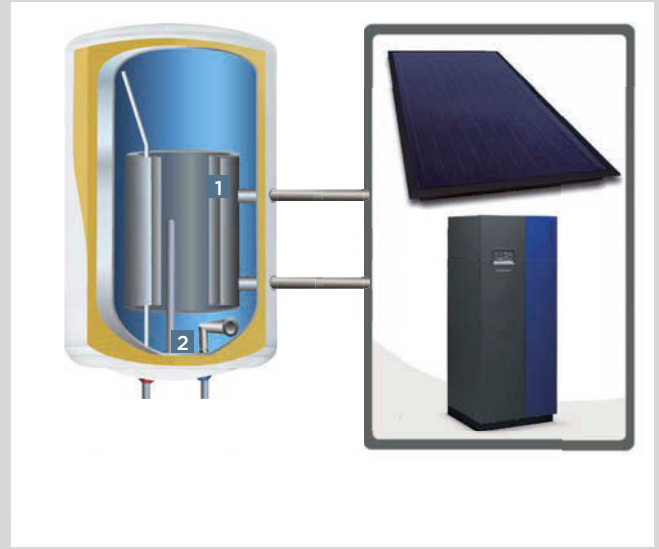


- 1 Optimised heat exchanger located at the bottom of the tank to heat it
- 2 High-efficiency cold water inlet preventing hot and cold water mixing, to keep a constant water temperature

The built-in coil is heated by a primary circuit coming from an external coming from an external energy source. It heats water in the tank. If back-up is needed, optional electric kit can be installed.

## INDIRECT & COMBI WATER HEATER TANK-IN-TANK

### WORKING PRINCIPLES:
















- 1 Exclusive annular heat exchanger to heat the tank
- 2 High-efficiency cold water inlet preventing hot and cold water mixing, to keep a constant water temperature

The annular heat exchanger inside the tank offers great heat exchange surface between the water contained in the tank and the primary circuit. This technology allows both horizontal and vertical installation. The exclusive annular exchanger has minimal pressure loss and can be operated even where no pump is fitted in primary circuit.

## CHOOSING THE RIGHT APPLIANCE



	PREMIUM COMBI	STEATITE PRO COMBI & INDIRECT		ANNULAR WATER HEATER	
MODEL <sup>(1)</sup>	80 - 100	75 - 100 - 150 - 200	150 - 200 - 300	150 - 200	100 - 150 - 200
Installation	 Vertical wall-mounted	 Vertical wall-mounted	 Floor-standing Multiposition	 Multiposition wall-mounted	 Multiposition wall-mounted
Output (W)	1500	2400	2400 to 3000	2200	-
Electric heating element	Copper heating element	 Ceramic dry heating element	 Ceramic dry heating element	Copper heating element	-
Tank protection	 + Magnesium anode	Magnesium anode	Magnesium anode	Magnesium anode	Magnesium anode
Interface	Frontal knob	Internal controls	Internal controls	Internal controls	Internal controls
Dielectric union	●	-	-	-	-
Pressure relief valve	●	●	●	-	-
Heating indicator	●	●	●	-	-
ERP energy class					
PAGES	p. 94	p. 96		p. 98	

(1) Model represents the capacity of water heater



# PREMIUM COMBI

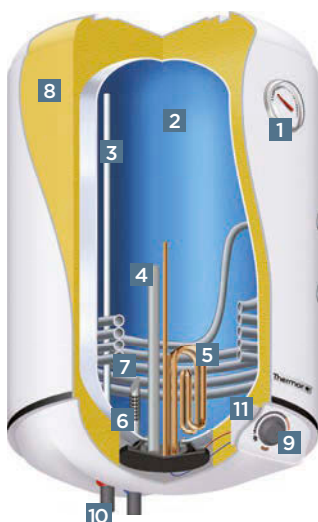
Endurance of a water heater equipped with built-in coil and O'Pro protection technology

## CHARACTERISTICS

**Suitable for installations** with an existing energy source (central heating/domestic boilers) and compatible with solar installations

**Fitted with high-performance coil** and **O'Pro technology** for durability

**Control knob** on the tank front



- 1 External thermometer
- 2 Diamond-quality enamel
- 3 Optimised stainless outlet pipe
- 4 Magnesium anode
- 5 Sheathed immersion heating element
- 6 Inlet diffuser
- 7 O'Pro anti-corrosive system
- 8 High-density polyurethane foam 0% CFC
- 9 Frontal control knob
- 10 Dielectric union
- 11 Thermostat



### COMFORT

- Control knob on the bottom of the tank
- Flat chromed thermometer
- Wide range of capacities and models to fit all interior requirements



### QUALITY - DURABILITY

- Equipped with high-performance coil
- Long tank lifetime thanks to O'Pro exclusive anti-corrosive system
- Magnesium anode for strengthened tank protection
- Diamond-quality enamel (glass-lined inner tank)
- Pressure relief valve
- Dielectric union
- Specific lip gasket to avoid corrosion around flange



### USER-FRIENDLINESS

- IP 23 - full compliance with European standards for electrical safety and user protection
- Heating light indicator



### SAVINGS

- Mechanical thermostat with integrated security
- High-efficiency water inlet
- CFC-free high-density insulation for more energy savings





## FRONTAL CONTROL KNOB



## O'PRO TECHNOLOGY

O'Pro exclusive anti-corrosive system balances out the electrical potential of the tank and immersion heating element. Thus, the magnesium anode life is considerably increased and protection against corrosion is reinforced.

## TECHNICAL DATA

Model	Output <sup>(1)</sup> (W)	Electric supply (V/Hz)	Energy consumption (kWh/24 h)	Max temperature of use	Work pressure (bar)	Inner volume of coil (L)	Surface area of coil (m <sup>2</sup> )	Pressure loss at 2m <sup>3</sup> /h (mbar)	Pressure loss at 1 m <sup>3</sup> /h (mbar)	Coil maxi working pressure (bar)	Standard testing pressure (bar)
80	1500	230 (220/240)	1.61	90 °C	8	2.7	0.35	20	< 15	6	12
100	1500	230 (220/240)	2.02	90 °C	8	2.7	0.35	20	< 15	6	12

Model	Heating element type	Heating time Δt 20 °C secondary 45 °C	Heating time Δt 50 °C secondary 45 °C	Power (kW) primary 90 °C - 2m <sup>3</sup> /h secondary 45 °C	Power (kW) primary 80 °C - 2m <sup>3</sup> /h secondary 45 °C	Continuous flow (L/h) primary 90 °C secondary 45 °C	Flow in 10 minutes (L)	Power (kW)			
								Primary 90 °C - 2m <sup>3</sup> /h		Primary 80 °C - 2m <sup>3</sup> /h	
								Δt = 30 °C	Δt = 50 °C	Δt = 30 °C	Δt = 50 °C
80	sheathed	1h16	3h10	17.5	13.6	431	93	11.6	19.4	11.6	19.4
100	sheathed	2h54	7h20	17.5	13.6	431	103	11.6	19.4	11.6	19.4

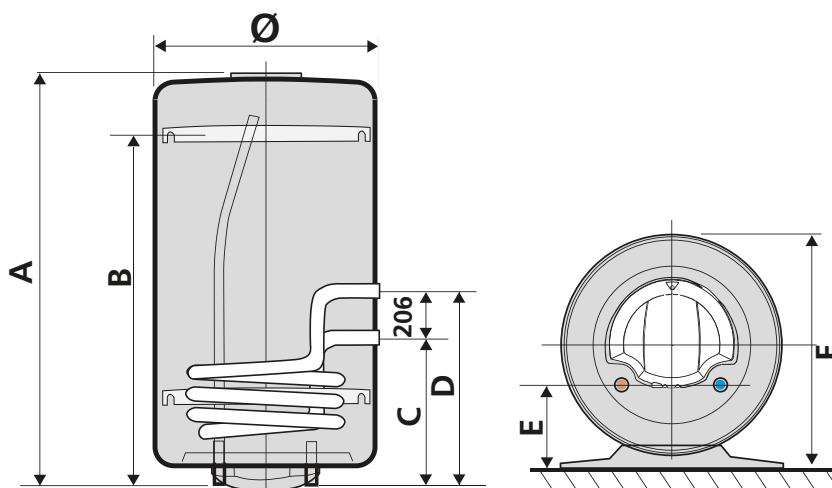
<sup>(1)</sup> Only for combi models

## DIMENSIONS

Model	Diameter (Ø)	Dimensions (mm)						Net weight (kg)	ERP Energy class	Profile
		A	B	C	D	E	F			
80	433	791	590	251	457	165	451	22	C	M
100	433	948	740	251	457	165	451	25.5	C	L

CE | ENEC | IP 23

## INSTALLATION DIMENSIONS (in mm)





# STEATITE PRO COMBI & INDIRECT

Performance and durability of a water heater equipped with optimised coil & a Steatite heating element

## CHARACTERISTICS

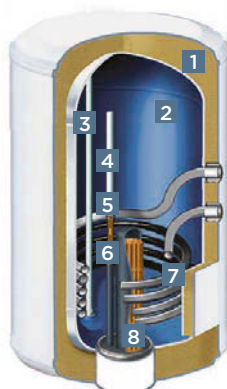
**Suitable for domestic boilers and solar installations**

Equipped with **optimised coil** and **unique Steatite technology** with a dry ceramic heating element.



Indirect model

- 1 High-density polyurethane foam 0% CFC
- 2 Diamond-quality enamel
- 3 Optimised stainless outlet pipe
- 4 Magnesium anode
- 5 Optimised coil



Combi model

- 1 High-density polyurethane foam 0% CFC
- 2 Diamond-quality enamel
- 3 Optimised stainless outlet pipe
- 4 Magnesium anode
- 5 Thermostat with safety cut-out device
- 6 Enamelled sleeve
- 7 Optimised coil
- 8 Steatite dry ceramic heating element



### COMFORT

- Suitable for domestic boilers and compatible with solar installations
- Equipped with optimised coil and unique Steatite technology



### QUALITY - DURABILITY

- Steatite technology: Ceramic dry heating element adapted to aggressive, highly mineralised or desalinated water
- Magnesium anode for strengthened tank protection
- Pressure relief valve
- Diamond-quality enamel (glass-lined inner tank)
- Dielectric union
- Specific lip gasket to avoid corrosion around flange



### USER-FRIENDLINESS

- IP 25 & IP 24 - full compliance with European standards for electrical safety and user protection



### SAVINGS

- Accurate thermostat with integrated security
- High-efficiency water inlet
- CFC-free high-density insulation for more energy savings

## STEATITE PRO COMBI & INDIRECT Vertical wall-mounted

### TECHNICAL DATA

Model	Output <sup>(1)</sup> (W)	Voltage <sup>(1)</sup> (V)	Electric heating time from 10 to 60°C	Minimal energy consumption (kWh/24 h)	Coil surface area (m²)	Maximal tank pressure (bar)
75	2400	400 3-/230V	2h10	0.84	0.45	8
100	2400	400 3-/230V	2h45	0.94	0.57	8
150	2400	400 3-/230V	4h10	1.04	0.69	8
200	2400	400 3-/230V	5h20	1.33	0.69	8

Model	Heat exchanger power (kW) Primary 80°C / 1m³ secondary 10/45°C :	Hourly flow (L/h) Primary 80°C / 1m³ secondary 10/45°C :	Min. pre-heating time with boiler (delta t 55°C)	Pressure drop at 1 m³/h (mbar)	Coil maxi working pressure (bar)
75	16	393	28	25	10
100	16	393	35	25	10
150	16.7	412	40	30	10
200	16.7	412	50	30	10

### DIMENSIONS

Model	Diameter (Ø)	Dimensions (mm)						Net weight (kg)	ERP Energy class Indirect	ERP Energy class Combi
		A	B	C	D	E	F			
75	575	320	710	377	200	200	595	36	A	B
100	575	500	840	377	497	200	595	41	B	B
150	575	800	1160	435	541	200	595	55	B	B
200	575	800	1480	435	541	200	595	63	B	B

CE | IP 25

## STEATITE PRO INDIRECT FLOOR STANDING

### TECHNICAL DATA

Model	Heat exchanger power (kW) Primary 80°C / 1m³ secondary 10/45°C :	Hourly flow (L/h) Primary 80°C / 1m³ secondary 10/45°C :	Min pre heating time with boiler (delta t 55°C)	Minimum energy consumption (kWh/24 h)	Max temperature of use	Work pressure (bar)	Coil surface area (m²)	Pressure loss at 1m³/h (mbar)
150	21.5	531	-	1.19	90°C	8	0.64	30
200	23	566	35	1.31	90°C	8	1.01	30
300	24.7	610	45	1.57	90°C	8	1.26	30

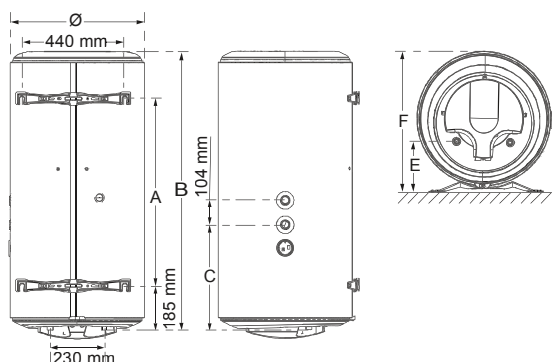
### DIMENSIONS

Model	Diameter (Ø)	Dimensions (mm)						Net weight (kg)	ERP Energy class Indirect
		A	B	C	D	E	F		
150	634	990	393	438	355	316	690	55	B
200	634	1245	393	526	480	405	690	70	B
300	634	1740	1013	570	522	448	690	100	B

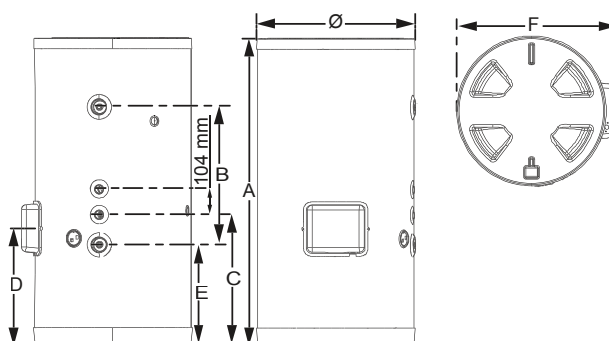
CE | ERG | IP 24

### INSTALLATION DIMENSIONS (in mm)

#### VERTICAL WALL-MOUNTED



#### FLOOR-STANDING



\*Depending on models



# ANNULAR WATER HEATER

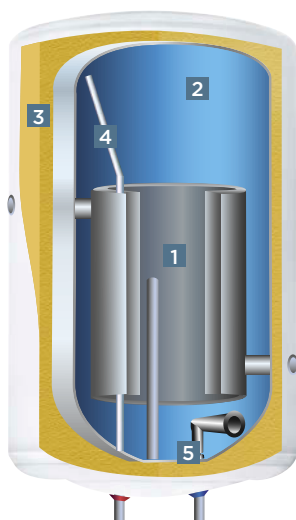
Exclusivity of a tank-in-tank exchanger for multiposition indirect water heater

## CHARACTERISTICS

**Equipped with an exclusive** tank-in-tank solution

**Multiposition**, to match perfectly all installation requirements

Suitable for **domestic boilers and renewable energy heating systems**



- 1 Tank-in-tank heat exchanger
- 2 Diamond-quality enamel
- 3 High-density polyurethane foam 0% CFC
- 4 Optimised stainless outlet pipe
- 5 Stainless steel water inlet



### COMFORT

- Tank-in-tank exchanger with low pressure loss, capable of operating with and without a primary pump (forced or thermosiphon operation)
- Optional electric kit with heating element



### QUALITY - DURABILITY

- Magnesium anode for strengthened tank protection
- Specific lip gasket to avoid corrosion around flange



### USER-FRIENDLINESS

- Multiposition installation: Possibility to install both horizontally and vertically
- Optional installation kit and wall-mounting set for both horizontal and vertical installation



### SAVINGS

- Mechanical thermostat with integrated security
- High-efficiency water inlet
- CFC-free high-density insulation for more energy savings



# INDIRECT & COMBI WATER HEATER 100 TO 200 MULTIPOSITION INSTALLATION



## WALL-MOUNTING SET



## ANNULAR WATER HEATER with back-up heating element

### TECHNICAL DATA

Model	Voltage (V)	Output (W)	Heat-up time	Energy consumption kWh/24(2)	Dimensions (mm)					Net weight (kg)
					Ø	A	B	C	D	
150	230 volts mono	2200	2h50	1.64	570	1002	500	298	340	51
200	230 volts mono	2200	5h15	2.16	570	1257	700	298	460	62

CE

## ANNULAR exchanger only

### TECHNICAL DATA

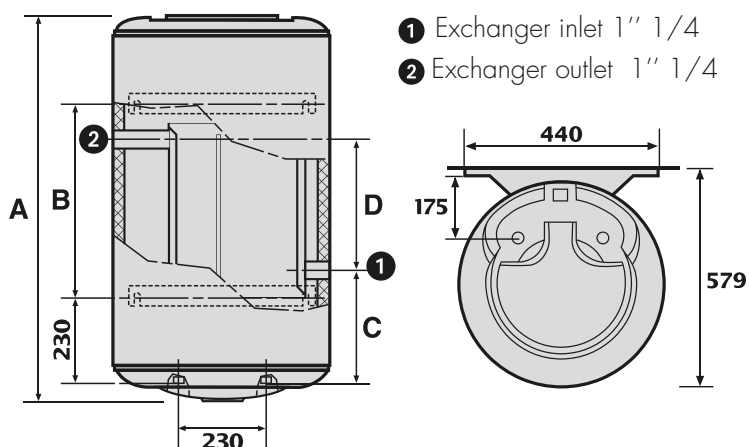
Model	Heat exchanger power		Hourly flowrate (L)		Reheating time <sup>(1)</sup>		Minimum energy consumption kWh/24 <sup>(2)</sup>
	Forced	Thermosiphon	Forced	Thermosiphon	Forced	Thermosiphon	
100	18	11.9	444	290	30	47	1.32
150	26	17.5	642	426	30	50	1.64
200	29	19.2	708	468	30	50	2.16

### DIMENSIONS

Model	Dimensions (mm)					Net weight (kg)	ERP Energy class	Profile
	Ø	A	B	C	D			
100	570	747	320	298	175	39	C	M
150	570	1002	500	298	340	51	C	L
200	570	1257	700	298	460	62	C	L

CE (1) Exchanger output at the following specifications: Primary flowrate 2 m³/h, temperature of 90 °C, temperature of secondary circuit 10 °C/65 °C.  
(2) For a device set at 65 °C and an ambient temperature of 20 °C.  
Note: The performance levels of the annular water heater exchanger are the same as those for the non-equipped annular water heater.

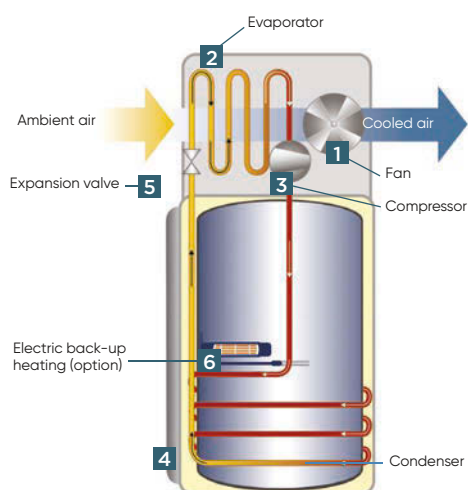
### INSTALLATION DIMENSIONS (in mm)



# Renewable energy solutions

To overcome the challenge of limited traditional natural resources, their rising prices and ecological pollution, Thermor has developed products that can operate on renewable energy such as our heat pump water heater, and heat pump for swimming pools.

## HEAT PUMP WATER HEATER TECHNOLOGY SMART ENERGY-SAVING SOLUTION FOR ALL CLIMATE CONDITIONS

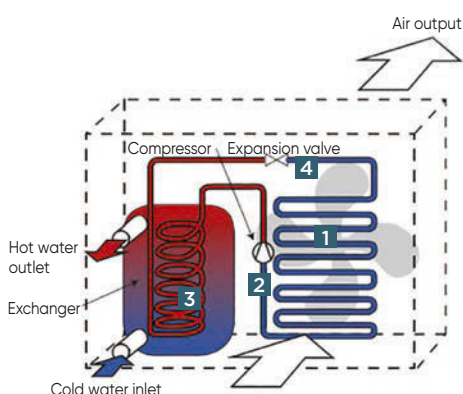


**RENEWABLE, CLEAN AND FREE CALORIES CONTAINED IN AMBIENT AIR ARE AN IDEAL ENERGY SOURCE TO HEAT WATER. THIS SOLUTION CAN PERFORM EVEN AT NIGHT AND IN HAIL OR RAINY CONDITIONS.**

### Working principles:

The fan **1** inhales ambient air transferring its energy to the refrigerant fluid in the evaporator **2** thus changing its state from liquid to gas. The gas is further heated by compression **3**. In the condenser **4** the gas transfers its accumulated heat to the water tank. As it gets colder it transforms back to fluid. The pressure of the fluid is further reduced by the expansion valve **5**. The electric back-up heating **6** starts only when required during insufficient heat pump working conditions.

## REVERSIBLE HEAT PUMP TECHNOLOGY RELIABLE ENERGY-SAVING SOLUTION FOR HEATING OR COOLING SWIMMING POOLS



### Working principles:

The Aeromax Swimming Pool 2 uses ambient air to heat the pool. The refrigerant fluid inside Aeromax Swimming Pool goes through a thermodynamic cycle allowing it to transfer thermal energy from ambient air to the swimming pool water.

- 1** The fan sends air flow into the evaporator. Through the evaporator, the refrigerant fluid warms up and evaporates.
- 2** The compressor increases the pressure the vapors of the refrigerant fluid, increasing its temperature.
- 3** This heat is conveyed through the titanium exchanger.
- 4** The refrigerant fluid goes through an expansion valve, cools off and condenses back to its liquid form.

## CHOOSING THE RIGHT APPLIANCE



Aeromax VM

p. 102






















Aeromax Split 2

p. 104



Aeromax Premium

p. 106

	RENEWABLE ENERGY WATER HEATERS		
	AEROMAX VM	AEROMAX SPLIT 2	AEROMAX PREMIUM
MODEL <sup>(1)</sup>	100 - 150	200 - 270	200 - 270
Installation	 Vertical wall-mounted	  Floor-standing Vertical wall-mounted	 Floor-standing with or without coil
Electric back-up output (W)	1200 - 1800	1800	1800
Electric back-up heating	 Ceramic dry heating element	 Ceramic dry heating element	 Ceramic dry heating element
Tank protection	 ACI hybrid	 ACI hybrid	 ACI hybrid
Interface	Digital controls	Digital controls	Digital controls
Connectivity	 Cozytouch	 Cozytouch	 Cozytouch
ERP energy class	 A+	 A+	 A+
Energy savings	 ENERGY SAVINGS	 ENERGY SAVINGS	 ENERGY SAVINGS
PAGES	p. 102	p. 104	p. 106

(1) Model represents the capacity of water heater



Aeromax Swimming Pool 2

p. 108

	HEAT PUMP
	AEROMAX SWIMMING POOL 2
Models	8 - 10 - 12 - 14
COP	Up to 4.6
Basin volume (m <sup>3</sup> )	Up to 90
Interface	Digital remote control
PAGES	p. 108

# AEROMAX VM

Highly-efficient wall-mounted heat pump water heater

## CHARACTERISTICS

**Space-saving solution** for confined places


**Household-friendly** noise level

Guaranteed **energy savings\***

Possibility of **remote piloting via**

**Cozytouch application**

(Cozytouch bridge is required)



- 1 Evaporator
- 2 High-efficiency heat pump with wide temperature range
- 3 Intuitive control panel
- 4 Diamond-quality enamel (glass-lined inner tank)
- 5 Steatite heating element
- 6 Air inlet/outlet
- 7 ACI Hybrid anti-corrosive protection
- 8 Brackets for wall mounting



### COMFORT

- Space-saving wall-mounted solution for installation even in small rooms
- Fast water heating time
- Low noise level for installation in living areas
- AUTO function for smart piloting
- Security thanks to electric back-up with Steatite heating element



### QUALITY - DURABILITY

- ACI hybrid anti-corrosive technology and dry ceramic heating element
- High-quality enamel (glass-lined inner tank)
- Pressure relief valve
- Dielectric union
- Specific lip gasket to prevent corrosion around flange



### USER-FRIENDLINESS

- Easy installation with optimised wall brackets
- Digital control panel with built-in daily programming, different modes selection, display showing energy consumption
- Connected product for remote piloting
- Intuitive control panel



### SAVINGS

- Large energy savings thanks to a high-performance heat pump
- CFC-free high-density insulation around tank for increased energy savings
- Compatible with photovoltaic panels to benefit from free solar energy
- High-efficiency water inlet
- Smart energy consumption control

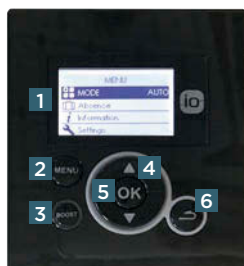




## HEAT PUMP WATER HEATER 100 TO 150 WALL-MOUNTED



For more information see p. 10 and p. 71-70

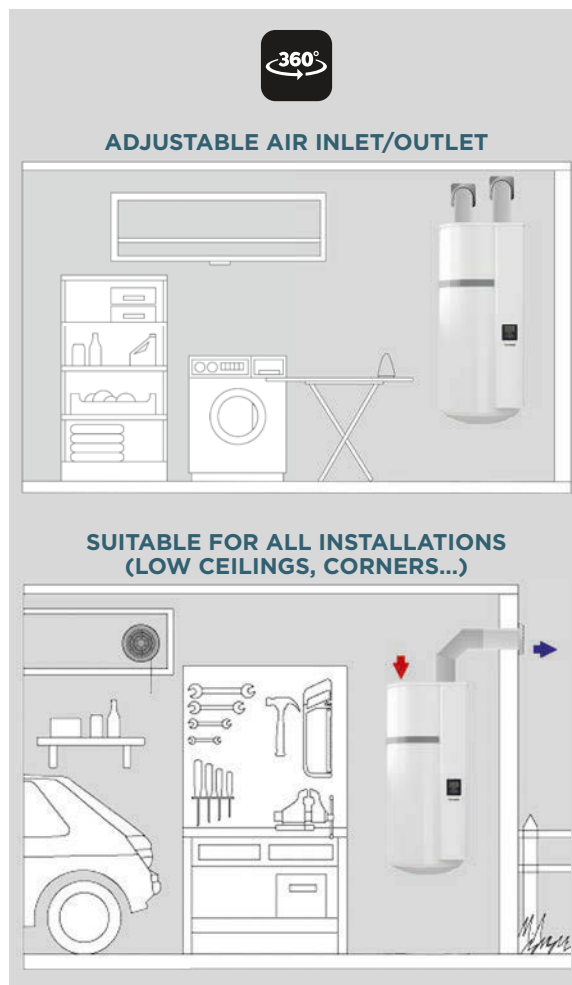


### INTUITIVE CONTROL PANEL

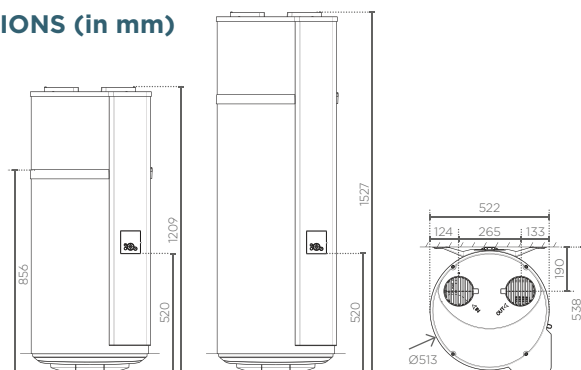
- 1 User-friendly digital screen
- 2 Direct access to menu
- 3 Direct access to Boost mode
- 4 Navigation arrows
- 5 Validation button
- 6 Return button

### TECHNICAL DATA

Design	Wall-mounted	
Model	100	150
Tank protection	ACI Hybrid	
Type heating element	Steatite	
Dimensions (mm)	1209 x 538 x 522	1527 x 538 x 522
Electrical connection (V/Hz)	230V~/50Hz	
Maximum total power consumed by the device (W)	1550	2150
Maximum power consumed by the heat pump (W)	350	
Power consumed by electric heating (W)	1200	1800
Water temperature range by heat pump (°C)	50 to 62°C	
Heat pump temperature range of use (°C)	-5 to 43°C	
COP at 15°C (ambient)	2.88	3.28
COP at 7°C (ducted)	2.66	3.05
Acoustic pressure at 2m (dB(A))	45	
Acoustic power (dB(A))	50	
Heating time at 7% (air)	6h47	10h25
Coil surface (m²)	1.2	
ERP Energy class	A+	
Connectivity IO	YES	
Input PV	YES	



### INSTALLATION DIMENSIONS (in mm)



\* Compared with an electric water heater

# AEROMAX SPLIT 2

Space-saving heat pump water heater with outdoor compressor unit

## CHARACTERISTICS

**Space-saving solution** to perfectly fit in your home

**High efficiency** due to Inverter technology

**Household-friendly** noise level

Guaranteed **energy savings\***

Possibility of **remote piloting via Cozytouch application**  
(Cozytouch bridge is required)

## Available models

Vertical wall-mounted



Floor-standing



### COMFORT

- Space-saving solution for installation even in small rooms thanks to outdoor unit
- High efficiency due to Inverter technology
- Low noise level for installation in living areas
- Auto function for smart piloting
- Security thanks to electric back-up (Steatite heating element)



### QUALITY - DURABILITY

- ACI hybrid anti-corrosive protection
- Steatite technology: Ceramic dry heating element
- Diamond-quality enamel (glass-lined inner tank)
- Pressure relief valve
- Dielectric union
- Specific lip gasket to avoid corrosion around flange



### USER-FRIENDLINESS

- Easy mounting for wall fixation
- Intuitive digital control panel with built-in daily programming, different modes selection, display showing energy consumption
- Compatible with Cozytouch, allowing remote piloting through a smartphone or a tablet
- Installation is recommended in geographic areas
- Outdoor operation range from -15° to 37°C



### SAVINGS


- Optimal energy savings\* thanks to a high-performance heat pump
- CFC-free high-density insulation around tank for increased energy savings
- High-efficiency water inlet
- Smart energy consumption control



## HEAT PUMP WATER HEATER 200 WALL-MOUNTED 270 FLOOR-STANDING



For more information see p. 10 and p. 71-70



### NEW ERGONOMIC INTERFACE

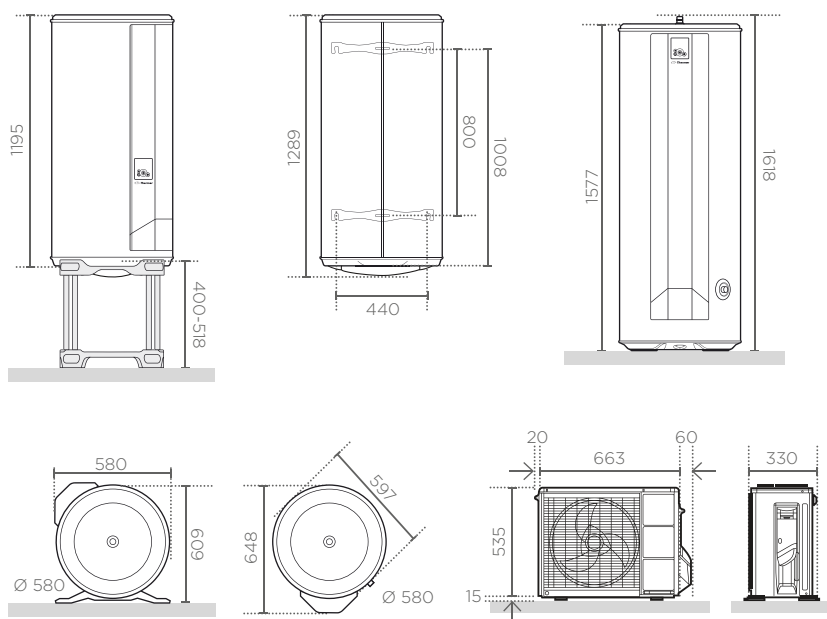
- 1 User-friendly digital screen
- 2 Direct access to menu
- 3 Direct access to Boost mode
- 4 Navigation buttons
- 5 Validation button
- 6 Return button

### TECHNICAL DATA

DESIGN	WALL-MOUNTED	FLOOR-STANDING	OUTDOOR UNIT
Model	200	270	-
ErP class	A+	A+	-
Voltage frequency (V/Hz)	230/50	230/50	230/50
Maximal heat pump power consumption (W)	-	-	1100
Heating element power (W)	1800	1800	-
COP (at $T_{air} = 7^{\circ}C$ )	2.90 (L)	3.29 (XL)	-
Heating time (at $T_{air} = 7^{\circ}C$ )	3h02	4h26	-
Refrigerant fluid	-	-	R410A
Refrigerant fluid load (g)	-	-	850
Acoustic power (dB(A))	-	-	58
Dimensions (height x width x depth) (mm)	1289 x 609 x 580	1618 x 648 x 580	535 x 330 x 743
Weight (kg)	66	68	26



### INSTALLATION DIMENSIONS (in mm)



\* Compared with an electric water heater

# AEROMAX PREMIUM

Universality of a state-of-the-art solution with or without coil

## CHARACTERISTICS

Guaranteed **energy savings\***

**Wide heat pump operating temperature range of use** (-5 to +43°C)

**Anti-corrosion ACI hybrid technology**

**Remote piloting with Cozytouch control** (Cozytouch bridge is required)

**Smart functions** including energy consumption control

**Compatible with solar** (photovoltaic panel or solar collector) and boiler systems (built-in coil)



- 1 Evaporator
- 2 High-efficiency heat pump with wide temperature range
- 3 Intuitive control panel
- 4 Diamond-quality enamel
- 5 Enamelled sleeve and Steatite heating element
- 6 Coil (1.2 m<sup>2</sup>): • Solar mode  
• Boiler mode
- 7 Adjustable air inlet/outlet (360°)
- 8 ACI hybrid anti-corrosive protection
- 9 Adjustable feet



### COMFORT

- Possibility to produce hot water with four different types of energy: heat pump, electric back-up, boiler and solar (thermal and photovoltaic)
- Wide heat pump temperature range of use (-5 to +43°C)
- Household-friendly noise level (53 dB(a))
- Comfort thanks to electric back-up
- Re-circulation connection to provide comfort on all points-of-use (versions with coil only)
- Possibility to tilt down on one side for easy transport
- Rated water pressure of 8 bars



### QUALITY - DURABILITY

- ACI hybrid anti-corrosive protection
- Steatite technology (ceramic dry heating element)
- Anti-legionella cycle (T<sub>water</sub> up to 70°C)
- Diamond-quality enamel (glass-lined inner tank)
- Pressure relief valve
- Dielectric union
- Specific lip gasket to prevent rust around flange



### USER-FRIENDLINESS

- Easy to install with adjustable & ducted air inlet/outlet and adjustable feet
- Digital control panel with built-in day-to-day programming, different modes selection, display showing energy consumption
- Compatible with Cozytouch, allowing remote piloting through a smartphone or a tablet
- Easy to set up and to use



### SAVINGS

- High efficiency thanks to a COP > 3\*\*
- Photovoltaic mode automatically chooses solar energy to produce a stock of hot water maximising self-consumption (Set T<sub>water</sub> lower during the night)
- Large optimised coil for fast heating adapted for low-temperature devices (versions with coil only)
- More environmentally friendly R513A refrigerant (compared with R134A refrigerant)
- CFC-free high-density insulation for increased energy savings
- High-efficiency water inlet





## HEAT PUMP WATER HEATER 200 TO 270 FLOOR-STANDING



For more information see p. 10 and p. 71-70



### INTUITIVE CONTROL PANEL

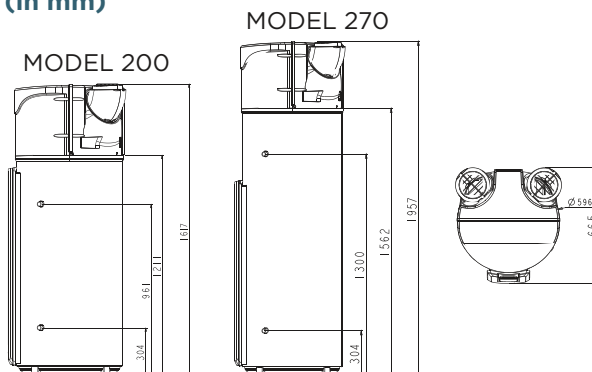
- 1 Menu button with access to general information energy consumption and mode selection (Boost, Auto, Manual, Absence)
- 2 Control knob for temperature adjustments
- 3 Temperature validation button
- 4 Return to previous screen view
- 5 Graphic display of energy consumption statistics

### TECHNICAL DATA

Model	200	200 <sup>(1)</sup> with coil	270	270 <sup>(2)</sup> with coil
Dimensions (mm)	1617 x 620 x 665		1957 x 620 x 665	
Net weight (kg)	80	97	92	111
Rated water pressure (bars)	8			
Electrical connection (V/Hz)	230V single phase/50 Hz			
Maximal total power consumed by the device (W)	2500			
Maximal power consumed by the heat pump (W)	700			
Power consumed by electric back-up (W)	1800			
Water temperature range by heat pump (°C)	50 to 62°C			
Heat pump air temperature range of use (°C)	-5 to 43°C			
Vacuum air flow (ambient installation) (m³/h)	390			
Acoustic power (dB(A))	53			
Refrigerant fluid R513A capacity (kg)	0.8		0.86	
Coil surface (m²)	1.2			
Heating up time (at T <sup>air</sup> 7°C)	7h52	7h53	10h49	10h52
V40 (at T <sup>air</sup> 7°C)	265	261	356	358
COP at T <sup>air</sup> 7°C <sup>(3)</sup> (ducted installation)	2.8	2.8	3.2	3
COP at T <sup>air</sup> 15°C <sup>(3)</sup> (ambient)	3.1	3.1	3.5	3.5
COP at T <sup>air</sup> 20°C <sup>(3)</sup> (ambient)	3.2	3.3	3.8	3.8
Recirculation connection	Available for models with coil			
Profile	L		XL	
ErP class	A+			

CE (1) ErP capacity is 195 L (2) ErP capacity is 260 L  
(3) Compliant with EN 16147 conditions

### INSTALLATION DIMENSIONS (in mm)



\*Compared with an electric water heater. \*\*For Aeromax 270 L at T<sub>air</sub> 7°C.





# AEROMAX SWIMMING POOL 2

Simplicity and comfort with the new reversible heat pump for swimming pools

## CHARACTERISTICS

**Environmentally-friendly solution** using ambient air energy to heat or cool water in the swimming pool

**Significant energy savings**  
with COP of up to 4.3 at 15°C

**Precise & easy mode settings** and temperature adjustments with digital remote control

**Household-friendly noise level**

**Ecologically-friendly refrigerant R32**



- 1 Fan
- 2 Evaporator
- 3 Expansion valve
- 4 Compressor
- 5 Regulator



### COMFORT

- Heat pump operating temperature range from +8°C to +40°C
- Household-friendly noise level
- 3 operating modes: Auto, Heating mode and Cooling mode
- Stable and comfortable temperature thanks to Auto mode with integrated control (cooling & heating)
- Suitable for swimming pools with basin volume of up to 90 m<sup>3</sup>\*



### QUALITY - DURABILITY

- Prevention of algae proliferation
- Preservation of the swimming pool liner
- Titanium exchanger for improved durability and longer product life



### USER-FRIENDLINESS


- Digital remote control with 10 meter cable and user-friendly display
- Auto-defrost by reversal cycle



### SAVINGS

- COP up to 4.3
- Easy & precise temperature adjustments

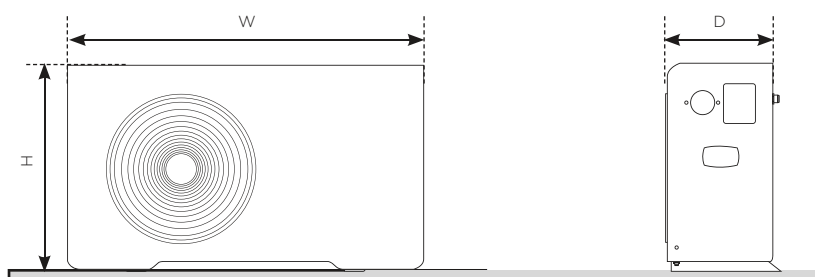
## HEAT PUMP 8 TO 14 KW



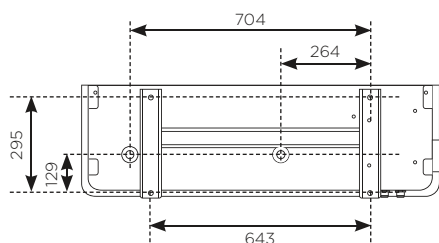
### DIGITAL REMOTE CONTROL

- 1 High-visibility display (temperature, information...)
- 2 Active mode view (Auto, Heating or Cooling)
- 3 Water input temperature
- 4 Water output temperature
- 5 Start/Stop switch
- 6 Mode selection
- 7 Settings selection button
- 8 Programming mode setting

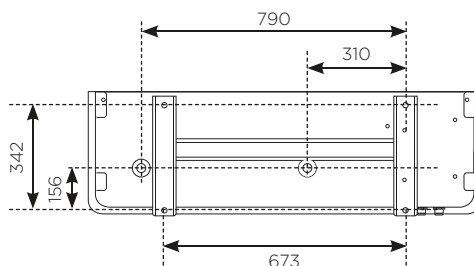
### INSTALLATION DIMENSIONS (in mm)



Installation dimensions for Aeromax Swimming pool 2 - 8 kW and 10 kW models (in mm)



Installation dimensions for Aeromax Swimming pool 2 - 12 kW and 14 kW models (in mm)



### TECHNICAL DATA

Models	AEROMAX SWIMMING POOL 2 - 8 KW	AEROMAX SWIMMING POOL 2 - 10 KW	AEROMAX SWIMMING POOL 2 - 12 KW	AEROMAX SWIMMING POOL 2 - 14 KW
Coefficient of performance at 15°C <sup>(1)</sup>	4.4	4.3	4.7	4.5
Power output (kW)	8.3	9.3	10.1	12.2
Coefficient of performance at 24°C <sup>(2)</sup>	5.3	5.3	5.8	5.6
Power output (kW)	10	11.5	12.5	14.8
Noise level at 1 m (dB(A))	54	55	56	
Dimensions W x D x H (mm)	1057 x 347 x 620	1057 x 347 x 620	1115 x 394 x 706	1115 x 394 x 706
Net weight (Kg)	66	72	85	100

CE (1) Air +15°C/water +26°C. (2) Air +24°C/water +26°C.

\* Depending on models

## NOTES

[illegible]



# Thermor



Atlantic International

Immeuble Osmose  
2 Allée S. Pénillault-Crapez  
94110 Arcueil - FRANCE

Tel: (33) 1 46 83 60 00  
Fax : (33) 1 46 83 60 01